

Features

- Low Profile Package
- Ideal for Automated Placement
- Fully Automotive Qualified to AEC-Q101
- Halogen Free. "Green" Device (Note 1)
- Moisture Sensitivity Level 1
- Epoxy Meets UL 94 V-0 Flammability Rating
- Lead Free Finish/RoHS Compliant (Note2) ("P" Suffix Designates RoHS Compliant. See Ordering Information)

Maximum Ratings(@ 25°C Unless Otherwise Specified)

Parameter	Symbol	Rating	Unit
DC Power Dissipation at T _L = 75 °C	P _D	2	W
Maximum Instantaneous Forward Voltage@ IF=200mA	V _F	1.5	V
Operating Junction Temperature Range	T _J	-55~175	°C
Storage Temperature Range	T _{stg}	-55~175	°C

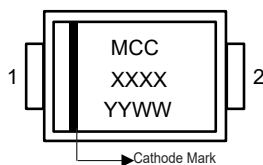
Thermal Characteristics(@ 25°C Unless Otherwise Specified)

Parameter	Symbol	Rating	Unit
Typical Thermal Resistance Junction to Lead	R _{θJL}	50	°C/W
Typical Thermal Resistance Junction to Ambient	R _{θJA}	120	°C/W
Typical Thermal Resistance Junction to Case	R _{θJC}	30	°C/W

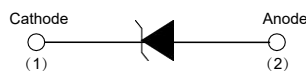
Note:

1. Halogen free "Green" products are defined as those which contain <900ppm bromine, <900ppm chlorine (<1500ppm total Br + Cl) and <1000ppm antimony compounds.
2. High Temperature Solder Exemption Applied, see EU Directive Annex 7a.
3. Thermal resistance from junction to ambient and from junction to lead mounted on P.C.B. with 0.4" x 0.4" (10 mm x 10 mm) copper pad areas
4. The VZ type numbers listed indicate a tolerance of +/-5%

Simplified outline

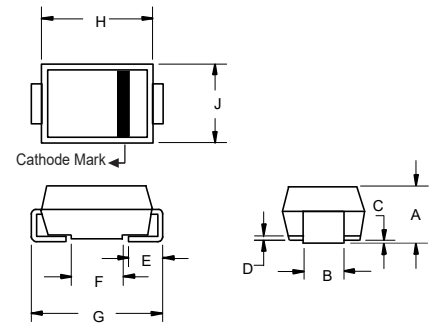


Graphic symbol



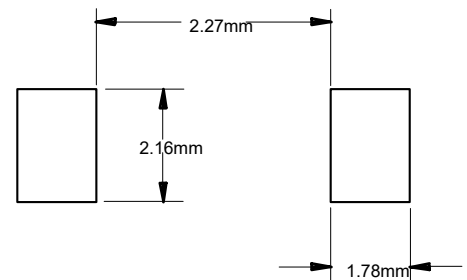
**2 Watt Zener Diode
6.8 to 220 Volts**

**SMA (DO-214AC)
LEAD FRAME**



DIM	DIMENSIONS				NOTE
	INCHES		MM		
	MIN	MAX	MIN	MAX	
A	0.075	0.096	1.90	2.44	
B	0.050	0.064	1.27	1.63	
C	0.002	0.008	0.051	0.203	
D	---	0.020	---	0.51	
E	0.030	0.060	0.76	1.52	
F	0.065	0.091	1.65	2.32	
G	0.189	0.220	4.80	5.59	
H	0.157	0.187	4.00	4.75	
J	0.090	0.115	2.25	2.92	

SUGGESTED SOLDER PAD LAYOUT



XXXX = Marking code YYWW = Date Code

Electrical Characteristics @ 25°C Unless Otherwise Specified

Part Number	Nominal Zener Voltage			Test Current	Maximum Dynamic Impedance Resistance			Maximum Reverse leakage Current		Maximum DC Zener Current	Marking Code
	$V_Z @ I_{ZT}$ (Note 4)			I_{ZT}	Z_{ZT} at I_{ZT}	Z_{ZK} at I_{ZK}	I_{ZK}	I_R	V_R	I_{ZM}	
	Min(V)	Nom(V)	Max(V)	mA	Ω	Ω	mA	μA	V	mA	
SMA2Z6.8AQ	6.46	6.8	7.14	73.5	2.0	700	1.00	10.0	4.0	266.0	2Z6.8A
SMA2Z7.5AQ	7.13	7.5	7.88	66.5	2.0	700	0.50	10.0	5.0	242.0	2Z7.5A
SMA2Z8.2AQ	7.79	8.2	8.61	61.0	2.3	700	0.50	10.0	6.0	220.0	2Z8.2A
SMA2Z9.1AQ	8.65	9.1	9.56	55.0	2.5	700	0.50	10.0	7.0	200.0	2Z9.1A
SMA2Z10AQ	9.50	10.0	10.50	50.0	3.5	700	0.25	10.0	7.6	182.0	2Z10A
SMA2Z11AQ	10.45	11.0	11.55	45.5	4.0	700	0.25	1.0	8.4	166.0	2Z11A
SMA2Z12AQ	11.40	12.0	12.60	41.5	4.5	700	0.25	1.0	9.1	152.0	2Z12A
SMA2Z13AQ	12.35	13.0	13.65	38.5	5.0	700	0.25	0.5	9.9	138.0	2Z13A
SMA2Z14AQ	13.30	14.0	14.70	35.7	5.5	700	0.25	0.5	10.6	130.0	2Z14A
SMA2Z15AQ	14.25	15.0	15.75	33.4	7.0	700	0.25	0.5	11.4	122.0	2Z15A
SMA2Z16AQ	15.20	16.0	16.80	31.2	8.0	700	0.25	0.5	12.2	114.0	2Z16A
SMA2Z17AQ	16.15	17.0	17.85	29.4	9.0	750	0.25	0.5	13.0	107.0	2Z17A
SMA2Z18AQ	17.10	18.0	18.90	27.8	10.0	750	0.25	0.5	13.7	100.0	2Z18A
SMA2Z19AQ	18.05	19.0	19.95	26.3	11.0	750	0.25	0.5	14.4	95.0	2Z19A
SMA2Z20AQ	19.00	20.0	21.00	25.0	11.0	750	0.25	0.5	15.2	90.0	2Z20A
SMA2Z22AQ	20.90	22.0	23.10	22.8	12.0	750	0.25	0.5	16.7	82.0	2Z22A
SMA2Z24AQ	22.80	24.0	25.20	20.8	13.0	750	0.25	0.5	18.2	76.0	2Z24A
SMA2Z27AQ	25.65	27.0	28.35	18.5	18.0	750	0.25	0.5	20.6	68.0	2Z27A
SMA2Z30AQ	28.50	30.0	31.50	16.6	20.0	1000	0.25	0.5	22.5	60.0	2Z30A
SMA2Z33AQ	31.35	33.0	34.65	15.1	23.0	1000	0.25	0.5	25.1	55.0	2Z33A
SMA2Z36AQ	34.20	36.0	37.80	13.9	25.0	1000	0.25	0.5	27.4	50.0	2Z36A
SMA2Z39AQ	37.05	39.0	40.95	12.8	30.0	1000	0.25	0.5	29.7	47.0	2Z39A
SMA2Z43AQ	40.85	43.0	45.15	11.6	35.0	1500	0.25	0.5	32.7	43.0	2Z43A
SMA2Z47AQ	44.65	47.0	49.35	10.6	40.0	1500	0.25	0.5	35.8	39.0	2Z47A
SMA2Z51AQ	48.45	51.0	53.55	9.8	48.0	1500	0.25	0.5	38.8	36.0	2Z51A
SMA2Z56AQ	53.20	56.0	58.80	9.0	55.0	2000	0.25	0.5	42.6	32.0	2Z56A
SMA2Z62AQ	58.90	62.0	65.10	8.1	60.0	2000	0.25	0.5	47.1	29.0	2Z62A
SMA2Z68AQ	64.60	68.0	71.40	7.4	75.0	2000	0.25	0.5	51.7	27.0	2Z68A
SMA2Z75AQ	71.25	75.0	78.75	6.7	90.0	2000	0.25	0.5	56.0	24.0	2Z75A
SMA2Z82AQ	77.90	82.0	86.10	6.1	100.0	3000	0.25	0.5	62.2	22.0	2Z82A
SMA2Z91AQ	86.45	91.0	95.55	5.5	125.0	3000	0.25	0.5	69.2	20.0	2Z91A
SMA2Z100AQ	95.00	100.0	105.00	5.0	175.0	3000	0.25	0.5	76.0	18.0	2Z100A
SMA2Z110AQ	104.50	110.0	115.50	4.5	250.0	4000	0.25	0.5	83.6	17.0	2Z110A
SMA2Z120AQ	114.00	120.0	126.00	4.2	325.0	4500	0.25	0.5	91.2	15.0	2Z120A
SMA2Z130AQ	123.50	130.0	136.50	3.8	400.0	5000	0.25	0.5	98.8	14.0	2Z130A
SMA2Z140AQ	133.00	140.0	147.00	3.6	500.0	5500	0.25	0.5	106.4	13.0	2Z140A
SMA2Z150AQ	142.50	150.0	157.50	3.3	575.0	6000	0.25	0.5	114.0	12.0	2Z150A
SMA2Z160AQ	152.00	160.0	168.00	3.1	650.0	6500	0.25	0.5	121.6	11.0	2Z160A
SMA2Z170AQ	161.50	170.0	178.50	2.9	675.0	7000	0.25	0.5	130.4	11.0	2Z170A
SMA2Z180AQ	171.00	180.0	189.00	2.8	725.0	7000	0.25	0.5	136.8	10.0	2Z180A
SMA2Z190AQ	180.50	190.0	199.50	2.6	825.0	8000	0.25	0.5	144.8	10.0	2Z190A
SMA2Z200AQ	190.00	200.0	210.00	2.5	1900.0	9990	0.25	0.5	152.0	9.0	2Z200A
SMA2Z220AQ	209.00	220.0	231.00	2.0	2000.0	8500	0.25	0.5	167.0	8.0	2Z220A

Curve Characteristics

Fig. 1 - Power Derating Curve

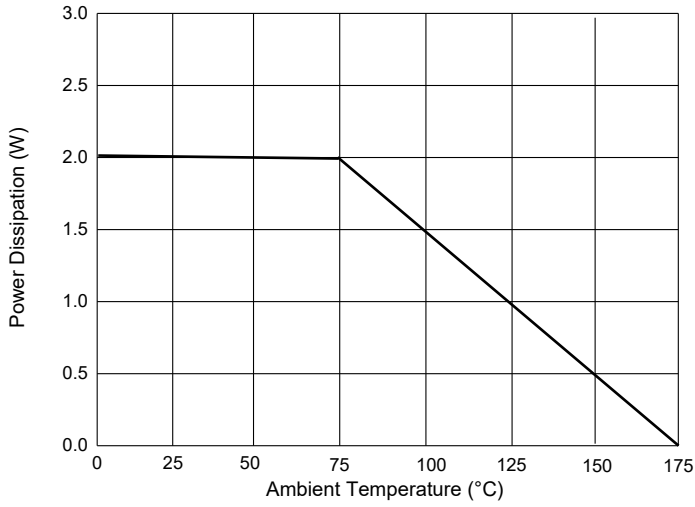


Fig. 2 - Typical Forward Characteristics

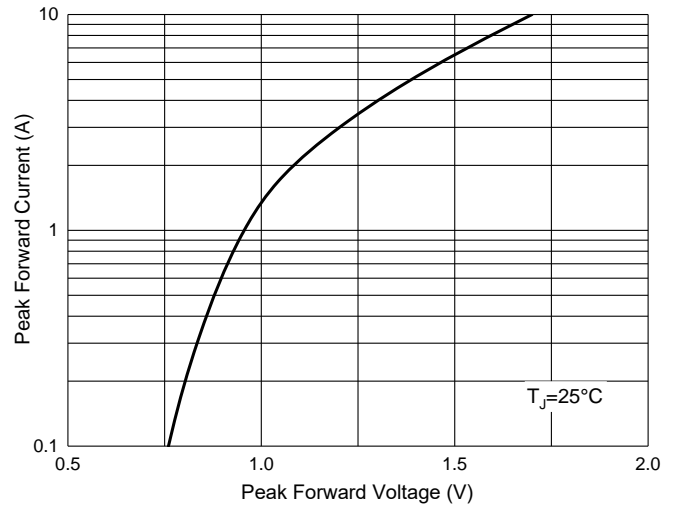


Fig. 3 - Pulse Waveform

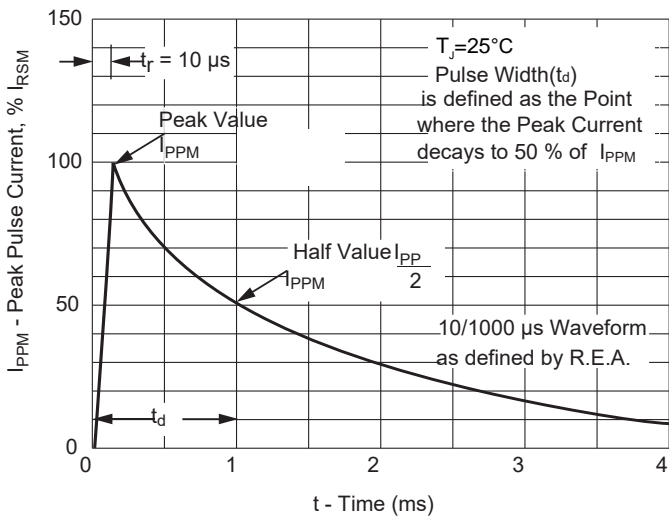
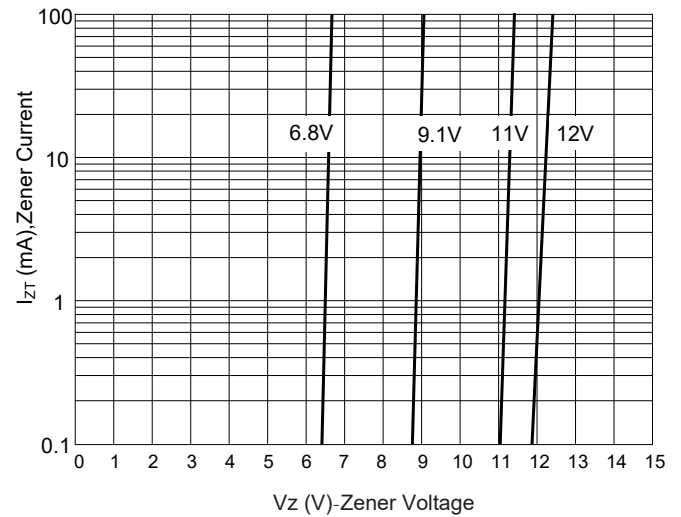


Fig. 4 - Typical Zener Breakdown Characteristics



Ordering Information

Device	Packing
Part Number-TP	Tape&Reel:7.5Kpcs/Reel

*****IMPORTANT NOTICE*****

Micro Commercial Components Corp. reserves the right to make changes without further notice to any product herein to make corrections, modifications , enhancements , improvements , or other changes . *Micro Commercial Components Corp.* does not assume any liability arising out of the application or use of any product described herein; neither does it convey any license under its patent rights ,nor the rights of others . The user of products in such applications shall assume all risks of such use and will agree to hold *Micro Commercial Components Corp.* and all the companies whose products are represented on our website, harmless against all damages. *Micro Commercial Components Corp.* products are sold subject to the general terms and conditions of commercial sale, as published at <https://www.mccsemi.com/Home/TermsAndConditions>.

*****LIFE SUPPORT*****

MCC's products are not authorized for use as critical components in life support devices or systems without the express written approval of Micro Commercial Components Corporation.

*****CUSTOMER AWARENESS*****

Counterfeiting of semiconductor parts is a growing problem in the industry. Micro Commercial Components (MCC) is taking strong measures to protect ourselves and our customers from the proliferation of counterfeit parts. MCC strongly encourages customers to purchase MCC parts either directly from MCC or from Authorized MCC Distributors who are listed by country on our web page cited below. Products customers buy either from MCC directly or from Authorized MCC Distributors are genuine parts, have full traceability, meet MCC's quality standards for handling and storage. **MCC will not provide any warranty coverage or other assistance for parts bought from Unauthorized Sources.** MCC is committed to combat this global problem and encourage our customers to do their part in stopping this practice by buying direct or from authorized distributors.