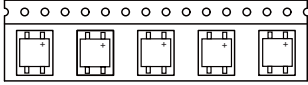


Packing Quantity and Device Tape Orientation

Package	Tape Width mm	Reel Size inch	Pitch mm	Packing Quantity			ESD/MBB Bag	Pin1 Position	Tape Orientation	OPN Suffix
				Reel	Inner Box	Carton			Feed Direction	
				kpcs	kpcs	kpcs			→	
TBL	24	13	12	1.8	NA	25.2	NA	NA		-TP

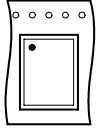
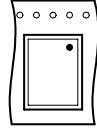
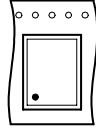
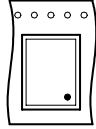


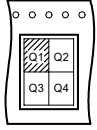
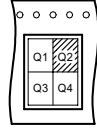
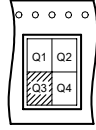

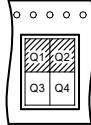
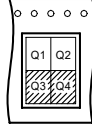
Note 1: All MSL3 products come with an ESD/MBB bag.

Note 2: These are minimum package quantities only. Minimum order quantities may vary. Please contact your sales representative for more information on minimum order quantities.

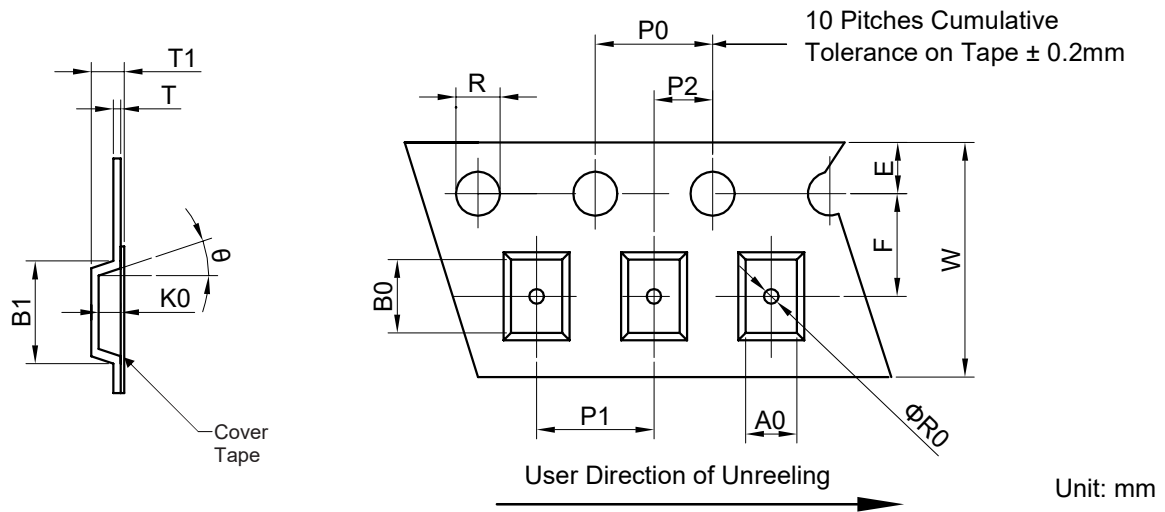
Note 3: MCC Tape&reel products meets EIA-481 specification.

Note 4: Please refer to the product datasheet for MSL level, RoHS and Halogen-Free compliance.

Note 5: Orientation guide for commonly used devices.

Pin1 Position	Q1	Q2	Q3	Q4	Q1Q2	Q3Q4
Orientation in Carrier						
Termination 1 Orientation by Quadrant						

Embossed Carrier Tape Specifications

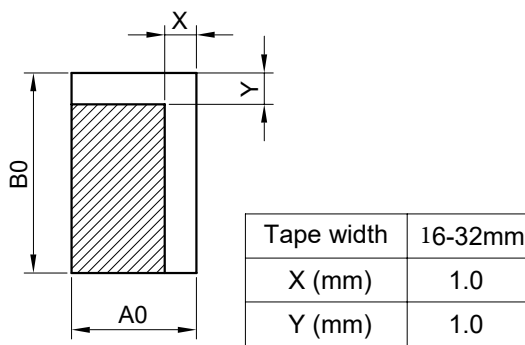


Tape Width	A0	B0	K0	B1	E	F	P0
24mm	See Note 6			See Note 7	1.75	11.5	4.0
(Tolerance)					± 0.1	± 0.05	± 0.1

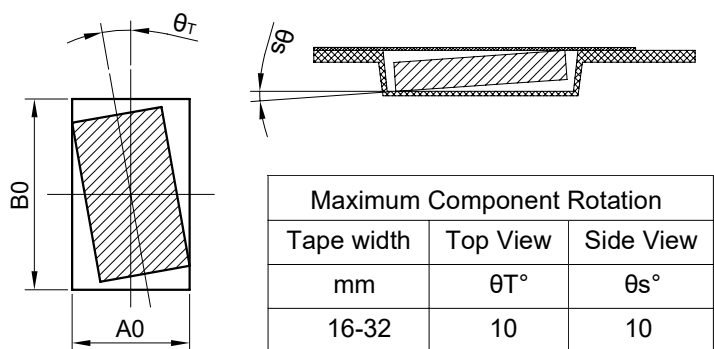
Tape Width	P1	P2	R	R0	T	T1	W
24mm	12.0	2.0	1.5	1.5	0.6	11.5	24.0
(Tolerance)	± 0.1	± 0.05	$+0.1/-0$	± 0.1	Max	Max	± 0.3

Note 6: A0, B0, and K0 are determined by component size. The clearance between the components and the cavity must be within 0.05 mm min to 0.50mm max.

Note 7: For machine reference only including draft and radii concentric around B0.



Maximum Lateral movement

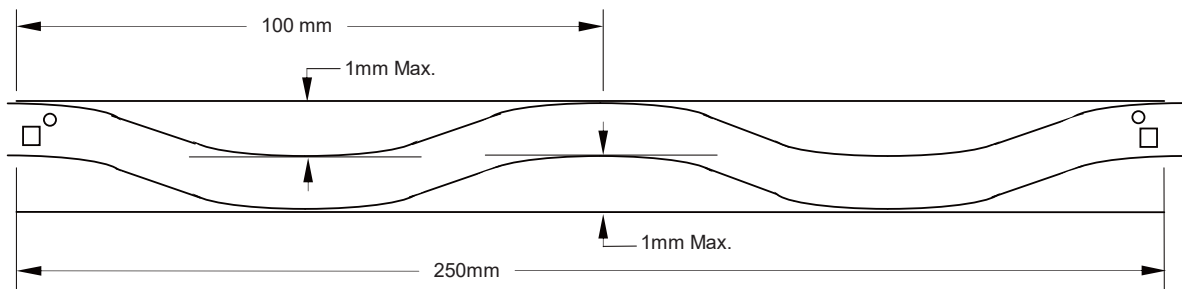


Maximum Component Rotation

Embossed Carrier Tape Specifications



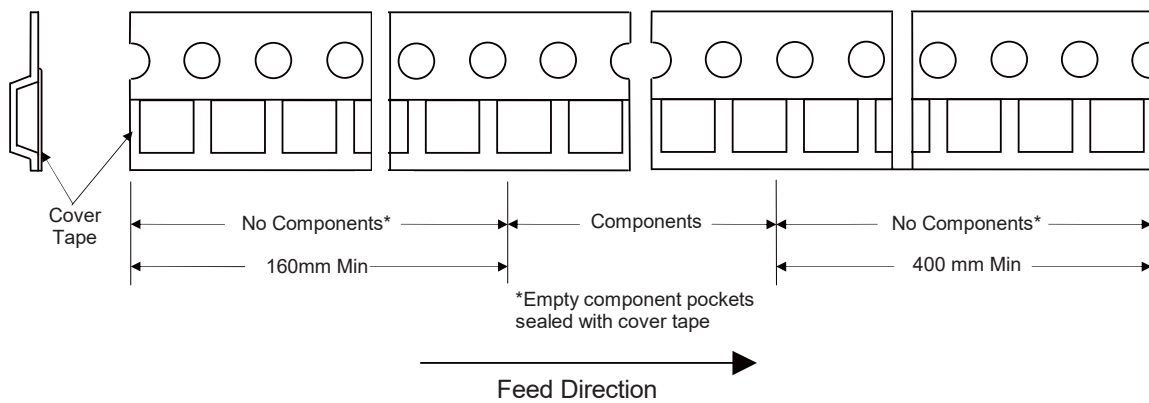
Tape Size	R Min.
24mm	30mm



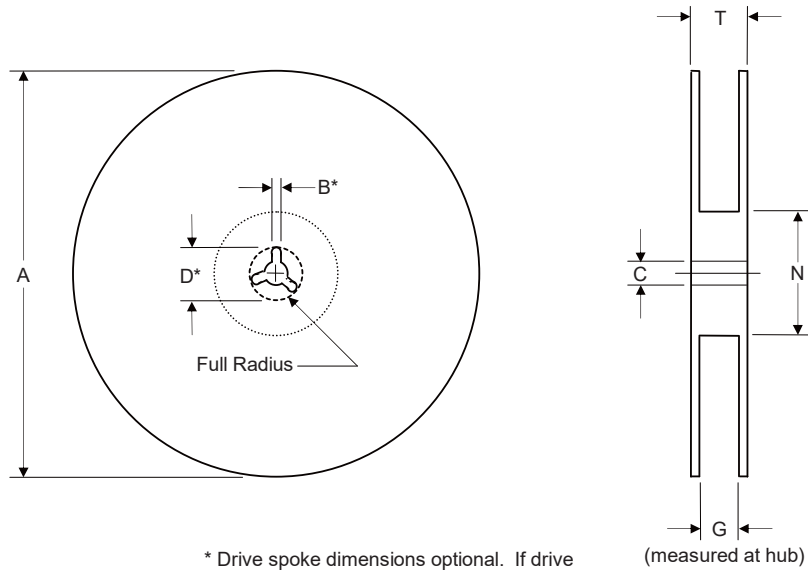
Camber (Top View)

Allowable camber to be 1mm/100mm non-accumulative over 250mm

Start and Finish Specification



Surface Mount Reel Specifications

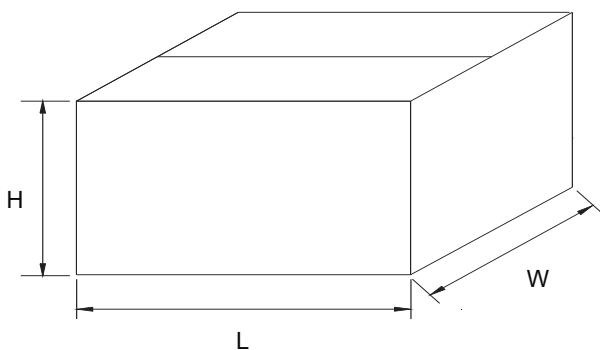


* Drive spoke dimensions optional. If drive spoke is used then asterisked dimensions apply.

Tape Width	A	B	C	D	N	G	T
16mm	360	1.5	13.0	20.2	55	24.4	30.4
(Tolerance)	Max	Min	±0.2	Min	±5.0	+1.5	Max

Dimensions

Carton Size



Description	Dimension	Specification(mm typical)
Length	L	355
Width	W	345
Height	H	430