

Mechanical Data

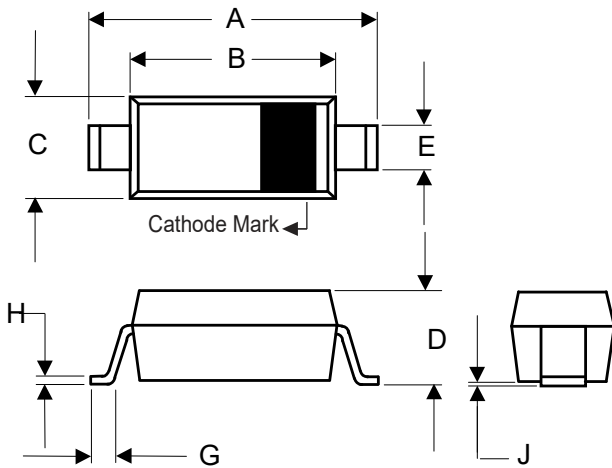
- Surface Mount Package
- Weight: 0.0090 grams (Approximate)
- Moisture Sensitivity Level 1
- Halogen Free. "Green" Device (Note 1)
- Epoxy Meets UL 94 V-0 Flammability Rating
- Lead Free Finish/RoHS Compliant (Note2) ("P" Suffix Designates RoHS Compliant. See Ordering Information)

Note:1. free "Green" products are defined as those which contain <900ppm bromine, <900ppm chlorine (<1500ppm total Br + Cl) and <1000ppm antimony compounds.
2. High Temperature Solder Exemption Applied, see EU Directive Annex 7a.

Package 3D Photo



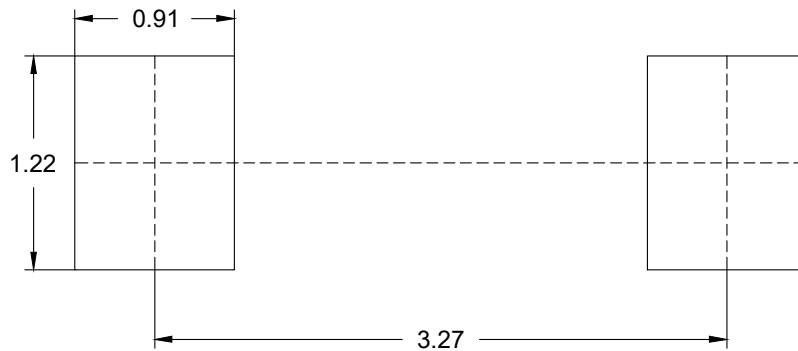
Package Outline Dimensions



DIM	DIMENSIONS				NOTE
	INCHES		MM		
	MIN	MAX	MIN	MAX	
A	0.140	0.152	3.55	3.85	
B	0.100	0.112	2.55	2.85	
C	0.055	0.071	1.40	1.80	
D	----	0.053	----	1.35	
E	0.018	0.026	0.45	0.65	
G	0.006	----	0.15	----	
H	----	0.010	----	0.25	
J	----	0.006	----	0.15	

Suggested Solder Pad Layout

Unit:mm



Notes:

- 1.The suggested land pattern dimensions have been provided for reference only.
- 2.For further information,please reference document IPC-7351A.

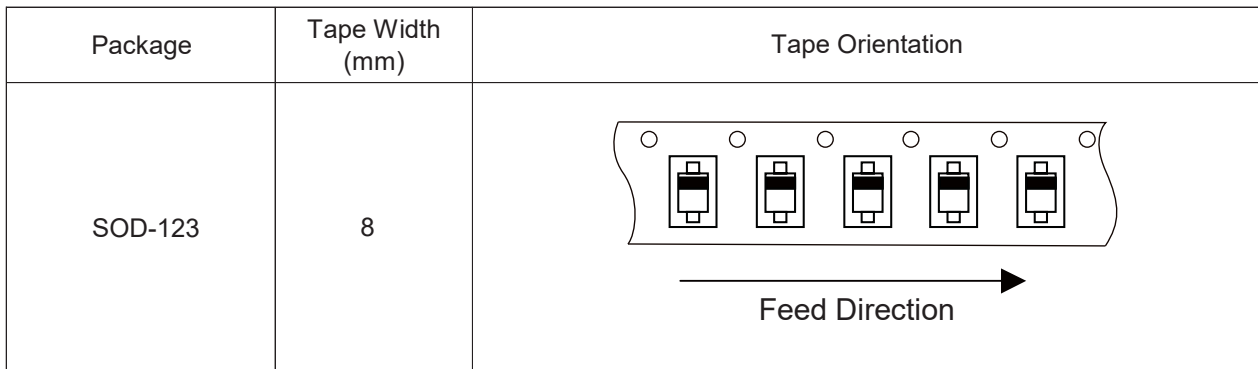
Packing Quantity

Package	Tape Width (mm)	Reel Size (inch)	Reel Quantity	BOX Quantity	Carton Quantity	Remark
SOD-123	8	7	3000	30K	120K	Part Number-TP
		13	10000	10K	160K	Part Number-13P

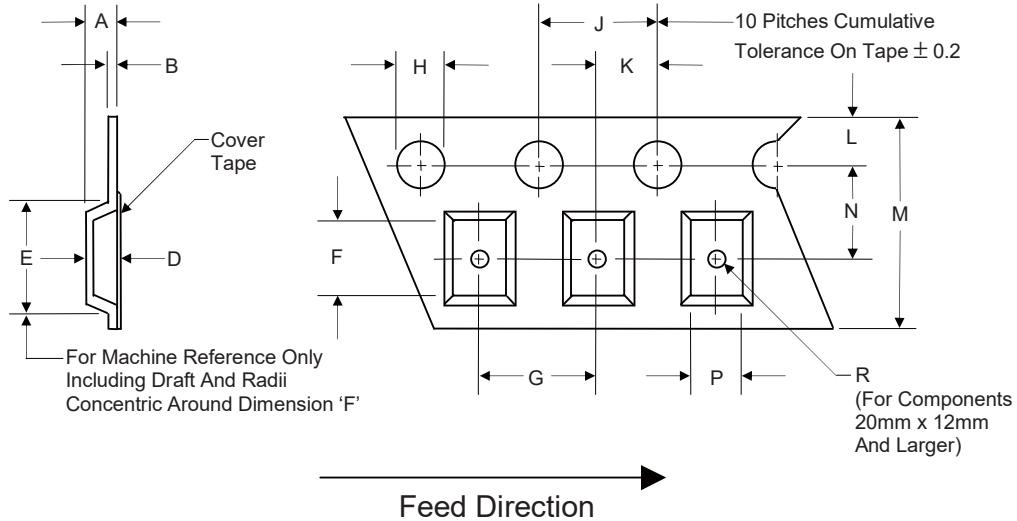
Note 1: These are minimum package quantities only. Minimum orders will differ. Contact the factory for more information on minimum order quantities.

Note 2: MCC Tape&reel products meets EIA-481 REV D specification.

Device Tape Orientation



Embossed Carrier Tape Specifications

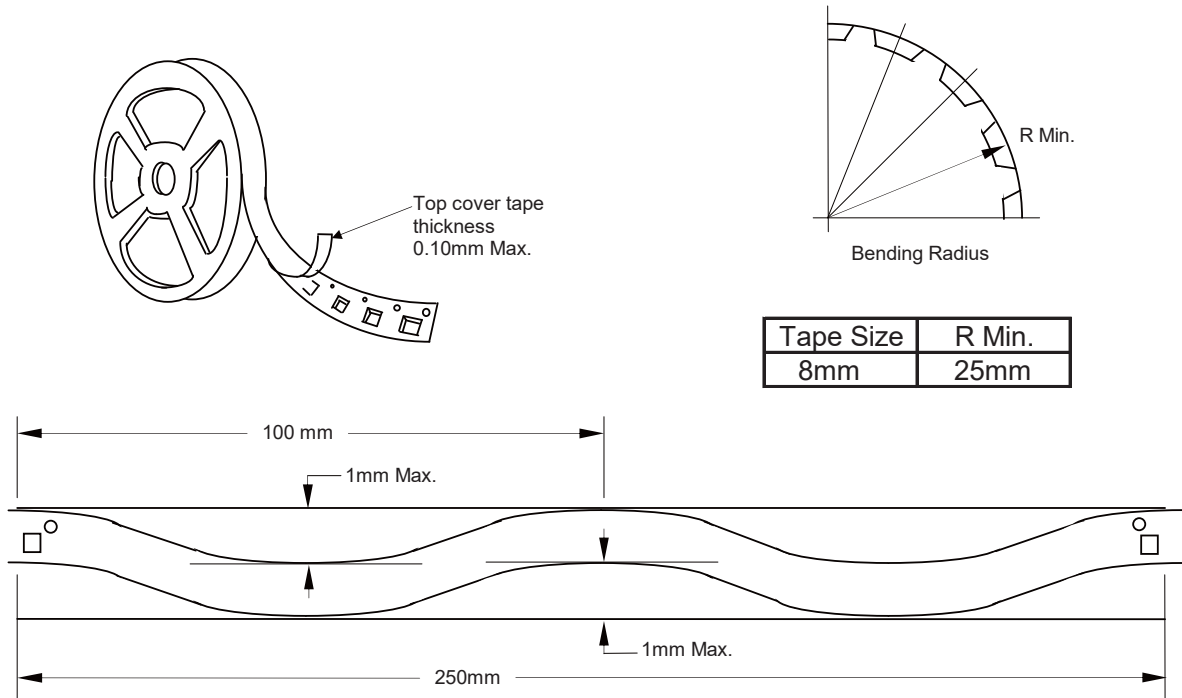


Tape Width	H	L	J	B	D	F	P
8mm	1.5	1.75	4.0	0.6	See Note 3		
(Tolerance)	+0.1/-0	± 0.1	± 0.1	Max			

Tape Width	E	R	N	A	K	M	G
8mm	4.2	1.0	3.5	2.4	2.0	8.0	4.0
(Tolerance)	Max	Min	± 0.05	Max	± 0.05	± 0.3	± 0.1

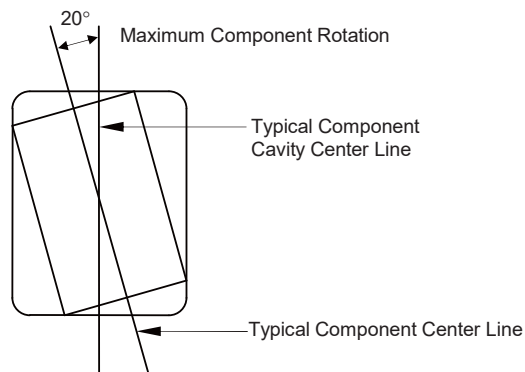
Note 3: D,E,F are determined by constant size. The clearance between the part and the tape cavity must be within 0.05mm min. to 0.50mm max. for 8mm tape.

Embossed Carrier Tape Specifications

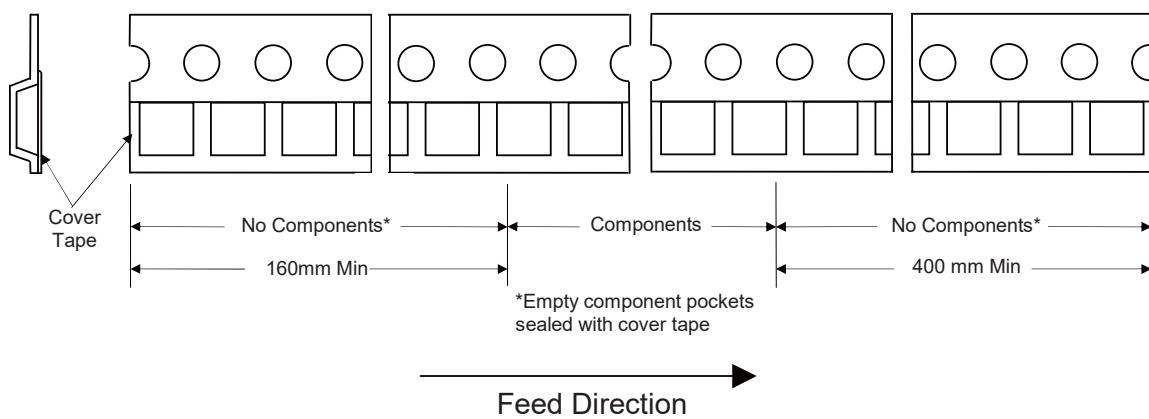


Camber (Top View)

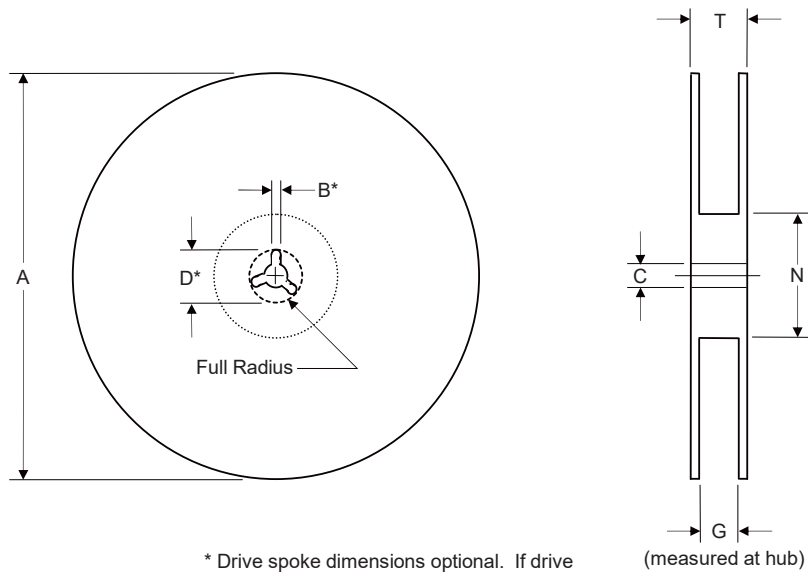
Allowable camber to be 1mm/100mm non-accumulative over 250mm



Start and Finish Specification



Surface Mount Reel Specifications

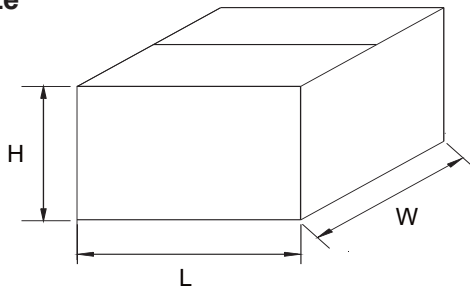


* Drive spoke dimensions optional. If drive spoke is used then asterisked dimensions apply.

Tape Width	A	B	C	D	N	G	T
8mm	180 or 335	1.5	13.0	20.2	55 or 100	8.4	14.4
(Tolerance)	Max	Min	±0.2	Min	±5.0	+1.5	Max

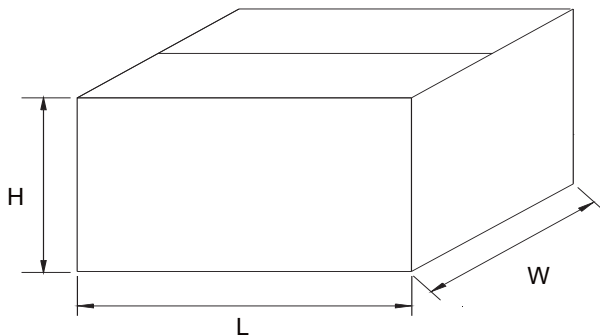
Dimensions

Inbox Size



Dimension	Specification(mm typical)	
	General	MBB Bag
L	187 or 342	227
W	130 or 342	145
H	187 or 22	202

Carton Size



Dimension	Specification(mm typical)	
	General	MBB Bag
L	390 or 395	470
W	275 or 360	305
H	207 or 366	223