


Mechanical Data

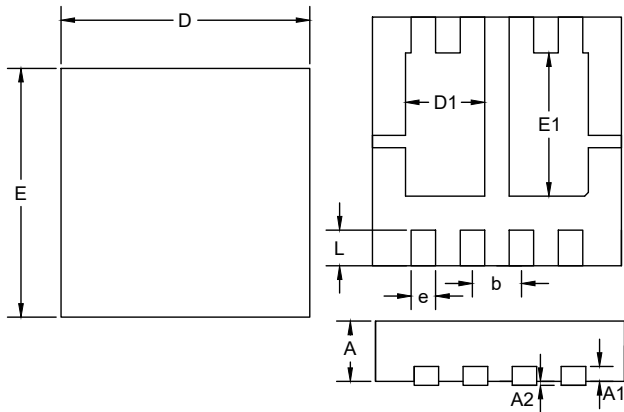
- Surface Mount Package
- Weight: 0.0272 grams (Approximate)
- Moisture Sensitivity Level 1
- Halogen Free. "Green" Device (Note 1)
- Epoxy Meets UL 94 V-0 Flammability Rating
- Lead Free Finish/RoHS Compliant (Note2) ("P" Suffix Designates RoHS Compliant. See Ordering Information)

Note:1. free "Green" products are defined as those which contain <900ppm bromine, <900ppm chlorine (<1500ppm total Br + Cl) and <1000ppm antimony compounds.
2. High Temperature Solder Exemption Applied, see EU Directive Annex 7a.

Package 3D Photo

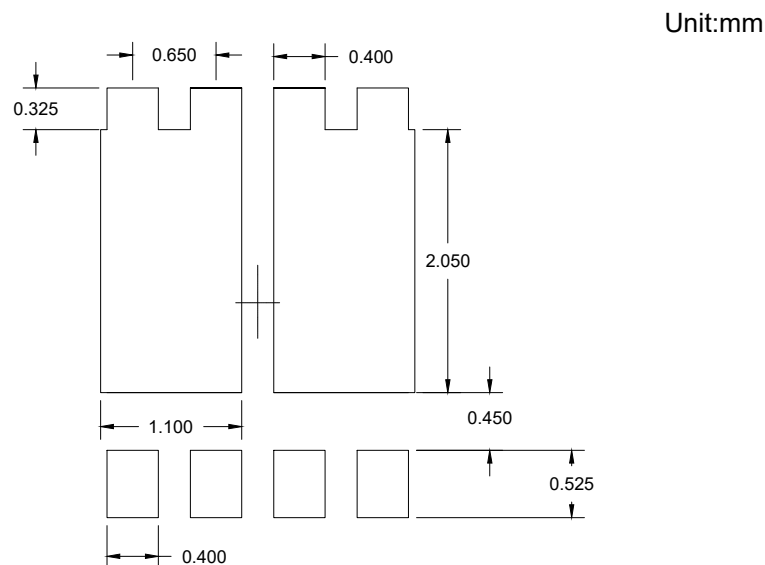


Package Outline Dimensions



DIM	INCHES		MM		NOTE
	MIN	MAX	MIN	MAX	
A	0.030	0.033	0.750	0.850	
A1	0.008		0.200		TYP
A2	-	0.002	-	0.050	
D	0.128	0.132	3.250	3.350	
E	0.128	0.132	3.250	3.350	
D1	0.039	0.043	1.000	1.100	
E1	0.073	0.077	1.850	1.950	
b	0.026		0.650		BSC
e	0.012	0.014	0.300	0.350	
L	0.017	0.021	0.425	0.525	

Suggested Solder Pad Layout



Notes:

- 1.The suggested land pattern dimensions have been provided for reference only.
- 2.For further information,please reference document IPC-7351A.

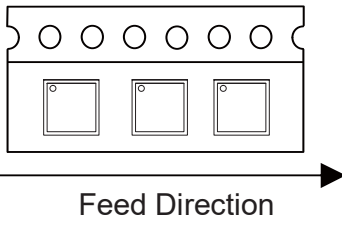
Packing Quantity

Package	Tape Width (mm)	Reel Size (inch)	Reel Quantity	BOX Quantity	Carton Quantity
DFN3333-D	12	13	5000	10K	50K

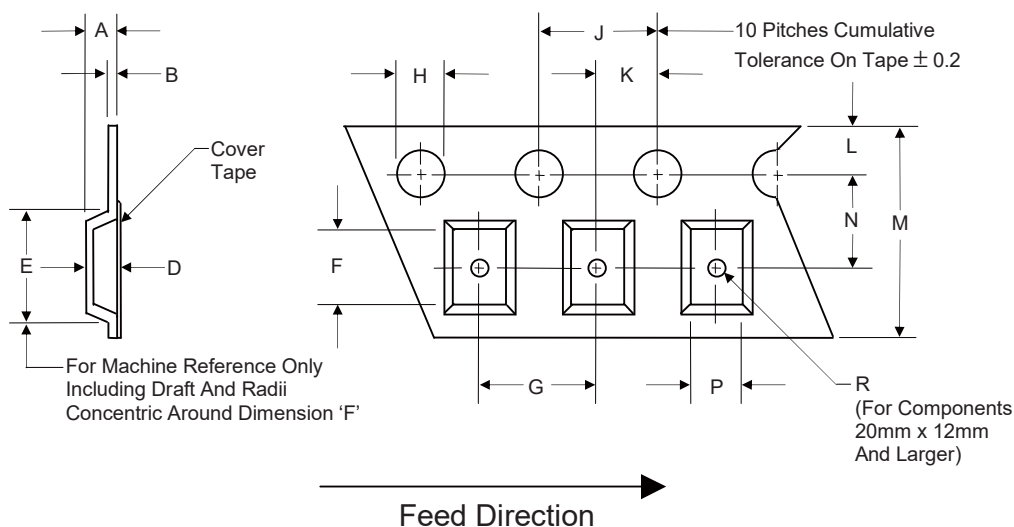
Note 1: These are minimum package quantities only. Minimum orders will differ. Contact the factory for more information on minimum order quantities.

Note 2: MCC Tape&reel products meets EIA-481 REV D specification.

Device Tape Orientation

Package	Tape Width (mm)	Tape Orientation
DFN3333-D	12	

Embossed Carrier Tape Specifications

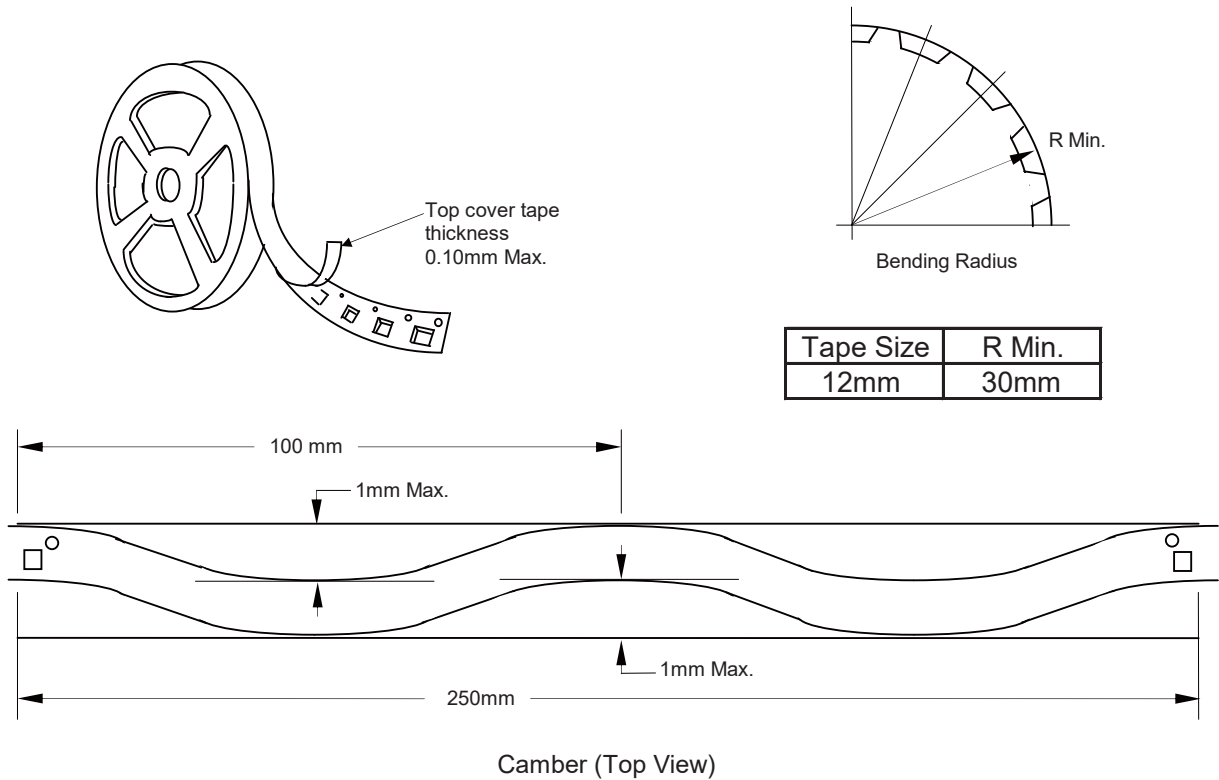


Tape Width	H	L	J	B	D	F	P
12mm	1.5	1.75	4.0	0.6	See Note 3		
(Tolerance)	+0.1/-0	±0.1	±0.1	Max			

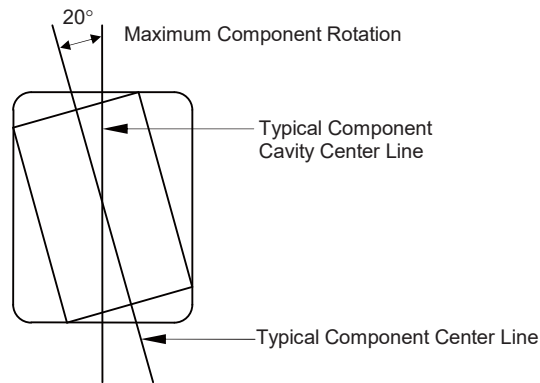
Tape Width	E	R	N	A	K	M	G
12mm	8.2	1.5	5.5	4.5	2.0	12.0	8.0
(Tolerance)	Max	Min	±0.05	Max	±0.05	±0.3	±0.1

Note 3: D,E,F are determined by constant size. The clearance between the part and the tape cavity must be within 0.05mm min. to 0.65mm max. for 12mm tape.

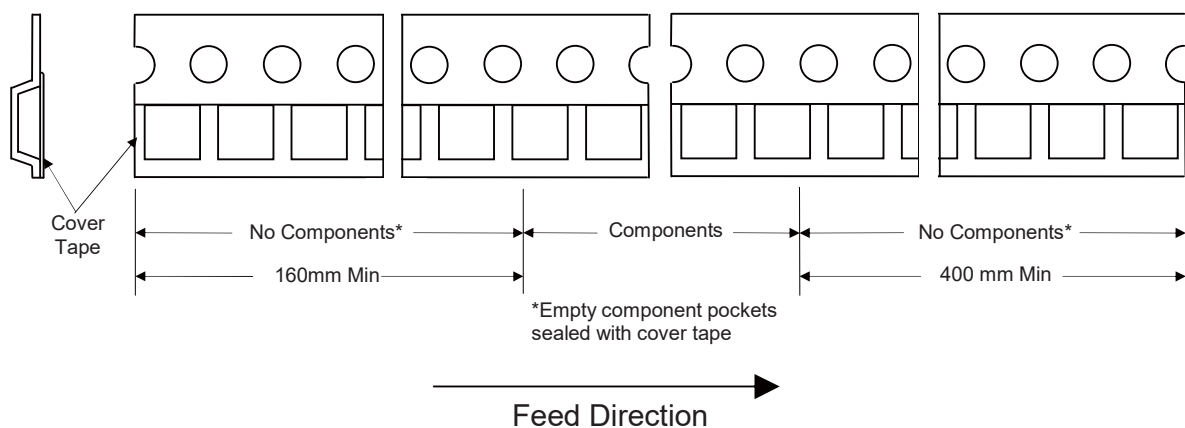
Embossed Carrier Tape Specifications



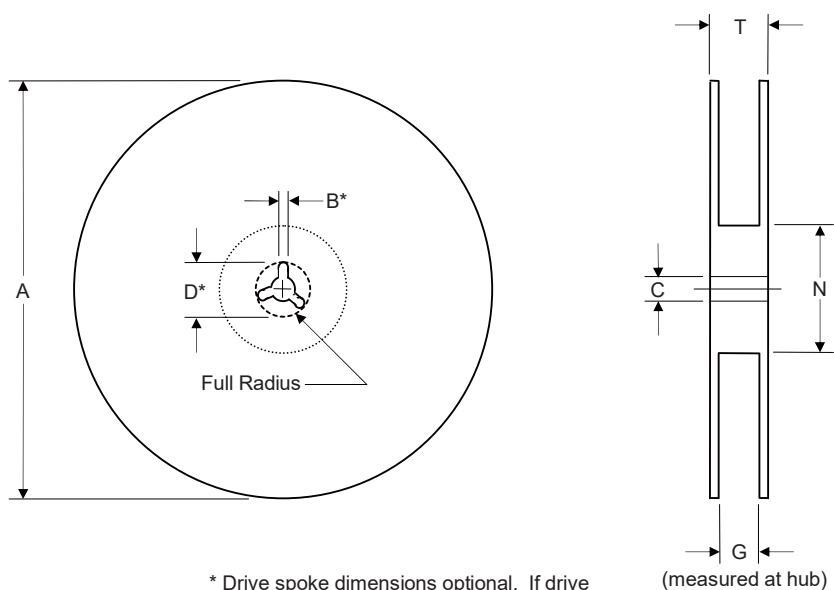
Allowable camber to be 1mm/100mm non-accumulative over 250mm



Start and Finish Specification



Surface Mount Reel Specifications

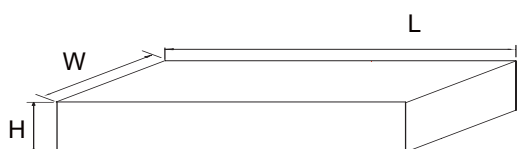


* Drive spoke dimensions optional. If drive spoke is used then asterisked dimensions apply.

Tape Width	A	B	C	D	N	G	T
12mm	330	1.5	13.0	20.2	55	12.4	18.4
(Tolerance)	±2.0	Min	±0.2	Min	Min	+2.0	Max

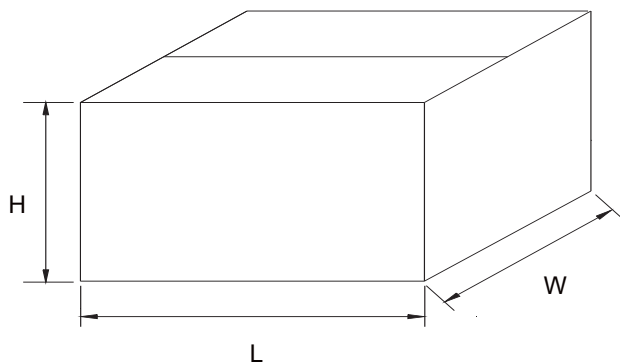
Dimensions

Inbox Size



Description	Dimension	Specification(mm typical)
Length	L	370
Width	W	340
Height	H	55

Carton Size



Description	Dimension	Specification(mm typical)
Length	L	385
Width	W	365
Height	H	315