



Date: Nov 15, 2022

PCN No#: 111522-1

PCN Title: Transfer wafer size from 4" to 6" for SICU0260B-TP & SICU02120B-TP

Dear Customer:

This is an announcement of change(s) to products that are currently being offered by Micro Commercial Components Corp(MCC) .We request that you acknowledge receipt of this notification within 30 days of the date of this PCN. Please refer to the implementation date of this change as it is stated in the attached PCN form. Please contact your local sales representative to acknowledge receipt of this PCN.

If you have any questions about PCN's products, please contact your local sales representative.

Sincerely,

MCC PCN Team

PRODUCT CHANGE NOTICE

Notification Date	Implementation Date	Change Type	Classification	PCN No
Nov 15, 2022	Mar 15, 2023	Wafer size change	Major	111522-1
TITLE				
Transfer wafer size from 4" to 6" for SICU0260B-TP & SICU02120B-TP				
DESCRIPTION OF CHANGE				
Because of wafer size transfer 4" to 6" of SICU0260B-TP & SICU02120B-TP, Internal qualification process had been finished and the result showed that the parts with new wafer exactly met our specification.				
IMPACT				
No change to product characteristic and its reliability performance Table A: Die Size Comparison; Table B: Typ.FT Data				
PRODUCTS AFFECTED				
SICU0260B-TP & SICU02120B-TP				
WEB LINKS				
Terms And Conditions:	https://www.mccsemi.com/Home/TermsAndConditions			
For More Information Contact:	https://www.mccsemi.com/Contact/Index			
Products:	https://www.mccsemi.com/ProductCategories			
DISCLAIMER				
Unless a MCC Sales representative is contacted in writing within 30 days of the posting of this notice, all changes described in this announcement are considered approved.				

Table A - Die Size Comparison of SICU0260B-TP



Item	Current	New
Die Size		

Table B - Typ.FT Data of SICU0260B-TP

Parameter	Test conditions	Spec	Current(Typ.)	New(Typ.)	Unit
VRRM	VGS=0V, ID=250uA	650	840	850	V
VF	IF=2A	1.4	1.4	1.27	V
IR	VR=650V	1~10	0.109	0.09	uA
IFSM	TC=25°C, tp=10ms, Half Sine Pulse	22	22	22	A

Table A - Die Size Comparison of SICU02120B-TP



Item	Current	New
Die Size		

Table B - Typ.FT Data of SICU02120B-TP

Parameter	Test conditions	Spec	Current(Typ.)	New(Typ.)	Unit
VRRM	VGS=0V, ID=250uA	1200	1400	1500	V
VF	IF=2A	1.45	1.5	1.325	V
IR	VR=1200V	2~10	0.20	0.24	uA
IFSM	TC=25°C, tp=10ms, Half Sine Pulse	27	27	28	A

Part Number: SICU0260B-TP

Date: 2022-10-27

Reliability Report

Item	Test Condition	Num # (ea)	Read Point	Accept Criteria	Test Result
HTRB	175°C, VR*100%	77	0/168/500/1000 hrs	0 fail	PASS
H3TRB	85°C/85%RH, 100V	77	0/168/500/1000 hrs	0 fail	PASS
PCT	121°C/100%RH, 29.7psi	77	0/96 hrs	0 fail	PASS
IOL	ΔT_j 125°C (T_{on}/T_{off} 3.5min/3.5min), $T_{max} \geq 150^\circ\text{C}$	77	0/168/500/1000 hrs	0 fail	PASS
T/C	-55°C to 150°C, 2 cycle/hour	77	0/500/1000 cycles	0 fail	PASS
HTS	Ta 175°C	77	0/168/500/1000 hrs	0 fail	PASS
LTS	Ta -55°C	77	0/168/500/1000 hrs	0 fail	PASS
ESD	HBM	30	-	$\pm 2000\text{V}$	Class-H3B
	CDM	30	-	500V	Class-C5

Part Number: SICU02120B-TP

Date: 2022-10-27

Reliability Report

Item	Test Condition	Num # (ea)	Read Point	Accept Criteria	Test Result
HTRB	175°C, VR*100%	77	0/168/500/1000 hrs	0 fail	PASS
H3TRB	85°C/85%RH, 100V	77	0/168/500/1000 hrs	0 fail	PASS
PCT	121°C/100%RH, 29.7psi	77	0/96 hrs	0 fail	PASS
IOL	ΔT_j 125°C (T_{on}/T_{off} 3.5min/3.5min), $T_{max} \geq 150^\circ\text{C}$	77	0/168/500/1000 hrs	0 fail	PASS
T/C	-55°C to 150°C, 2 cycle/hour	77	0/500/1000 cycles	0 fail	PASS
HTS	Ta 175°C	77	0/168/500/1000 hrs	0 fail	PASS
LTS	Ta -55°C	77	0/168/500/1000 hrs	0 fail	PASS
ESD	HBM	30	-	$\pm 2000\text{V}$	Class-H3B
	CDM	30	-	500V	Class-C5