

Features

- Glass Passivated Junction
- Excellent Clamping Capability
- Halogen Free. "Green" Device (Note 1)
- Moisture Sensitivity Level 1
- Epoxy Meets UL 94 V-0 Flammability Rating
- Lead Free Finish/RoHS Compliant (Note2) ("P" Suffix Designates RoHS Compliant. See Ordering Information)

Maximum Ratings

- Operating Junction Temperature Range: -55°C to +150°C
- Storage Temperature Range: -55°C to +150°C
- Thermal Resistance: 170°C/W Junction to Ambient(Note 3)

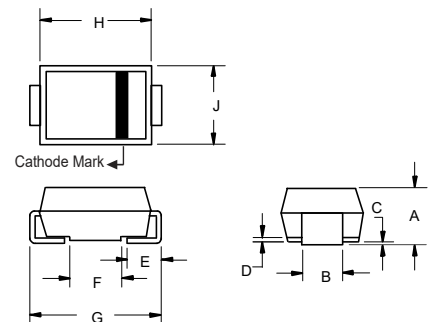
Parameter	Symbol	Rating	Conditions
Steady State Power Dissipation	P_D	1.0W	$T_L=75^\circ\text{C}$, Note 4
Maximum Forward Voltage	V_F	1.2V	$I_F=200\text{mA}$

Note:

1. Halogen free "Green" products are defined as those which contain <900ppm bromine, <900ppm chlorine (<1500ppm total Br + Cl) and <1000ppm antimony compounds.
2. High Temperature Solder Exemption Applied, See EU Directive Annex 7a.
3. Valid Provided That Leads Are Kept at Ambient Temperature at a Distance of 10mm From Case.
4. T_L =Lead Temperature at 3/8"(9.5mm) From Body.

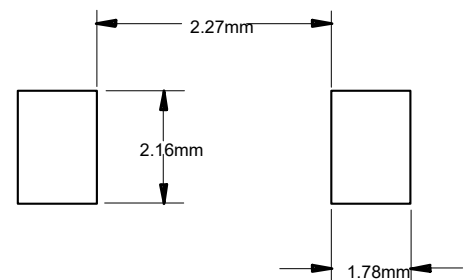
1.0 Watt Surface Mount Silicon Zener Diodes 110 to 330 Volts

SMA (DO-214AC) LEAD FRAME



DIM	INCHES		MM		NOTE
	MIN	MAX	MIN	MAX	
A	0.075	0.096	1.90	2.44	
B	0.050	0.064	1.27	1.63	
C	0.002	0.008	0.051	0.203	
D	---	0.020	---	0.51	
E	0.030	0.060	0.76	1.52	
F	0.065	0.091	1.65	2.32	
G	0.189	0.220	4.80	5.59	
H	0.157	0.187	4.00	4.75	
J	0.090	0.115	2.25	2.92	

SUGGESTED SOLDER PAD LAYOUT



Electrical Characteristics @ 25°C Unless Otherwise Specified

MCC Part Number	Nominal Zener Voltage (Note 5)	Test current	Maximum Zener Impedance (Note 6)			Leakage Current		Maximum Zener Current	Surge Current @ T _A =25°C (Note 5)	Marking Code
	V _{Z@I_{ZT}}	I _{ZT}	Z _{ZT} @ I _{ZT}	Z _{Zk} @ I _{Zk}	I _{Zk}	I _R	V _R	I _{ZM}	I _{ZSM}	
	V	mA	Ω	Ω	mA	μA(Max.)	V	mA	A	
SMA1EZ110D5	110	2.3	450	4000	0.25	0.1	83.6	8.6	40	11Z
SMA1EZ120D5	120	2.0	550	4500	0.25	0.1	91.2	7.8	37	12Z
SMA1EZ130D5	130	1.9	700	5000	0.25	0.1	98.8	7.0	34	13Z
SMA1EZ150D5	150	1.7	1000	6000	0.25	0.1	114.0	6.4	30	15Z
SMA1EZ160D5	160	1.6	1100	6500	0.25	0.1	121.6	5.8	28	16Z
SMA1EZ180D5	180	1.4	1200	7000	0.25	0.1	136.8	5.2	25	18Z
SMA1EZ200D5	200	1.2	1900	9990	0.25	0.1	152.0	4.7	22	20Z
SMA1EZ220D5	220	1.0	1600	8000	0.25	0.1	167.2	4.0	20	22Z
SMA1EZ240D5	240	0.9	1800	8500	0.25	0.1	182.4	3.8	19	24Z
SMA1EZ250D5	250	0.9	2000	9000	0.25	0.1	190.0	3.6	18	25Z
SMA1EZ270D5	270	0.8	2100	9000	0.25	0.1	205.0	3.3	16	27Z
SMA1EZ300D5	300	0.8	2300	9500	0.25	0.1	228.0	3.0	15	30Z
SMA1EZ330D5	330	0.7	2500	9500	0.25	0.1	250.2	2.7	13	33Z

NOTE:

5. Zener Voltage (V_Z) Measurement. Guarantees the Zener Voltage When Measured at 90 Seconds While Maintaining the Lead Temperature (T_L) at 25°C, From the Diode Body.

6. Zener Impedance (Z_Z) Derivation. The Zener Impedance is Derived From the 60 Cycle AC Voltage, Which Results When an AC Current Having an Rms Value Equal to 10% of the DC Zener Current (I_{ZT} or I_{ZK}) is Superimposed on I_{ZT} or I_{ZK}.

Curve Characteristics

Fig. 1 - Power Derating Curve

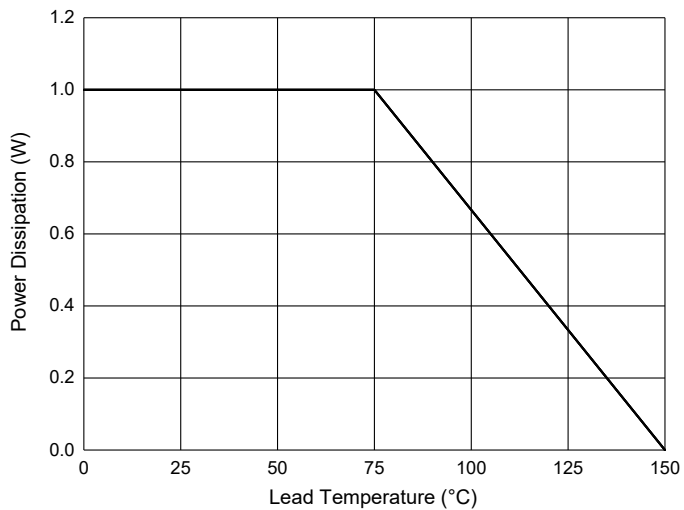
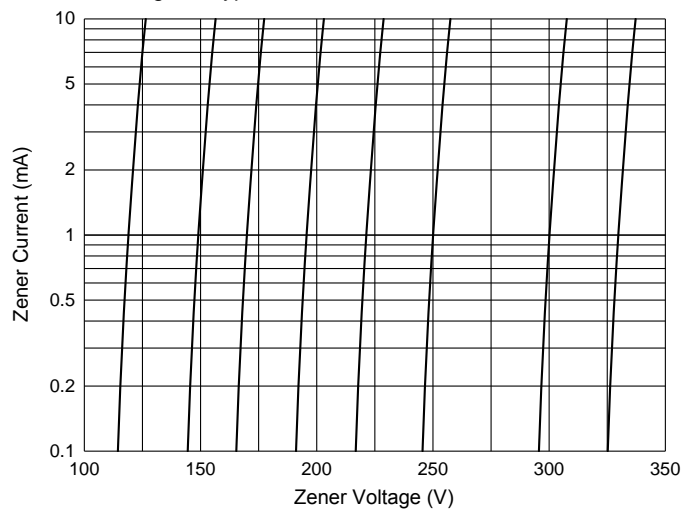


Fig. 2 - Typical Zener Breakdown Characteristics



Ordering Information

Device	Packing
Part Number-TP	Tape&Reel:7.5Kpcs/Reel

IMPORTANT NOTICE

Micro Commercial Components Corp. reserves the right to make changes without further notice to any product herein to make corrections, modifications, enhancements, improvements, or other changes. **Micro Commercial Components Corp.** does not assume any liability arising out of the application or use of any product described herein; neither does it convey any license under its patent rights, nor the rights of others. The user of products in such applications shall assume all risks of such use and will agree to hold **Micro Commercial Components Corp.** and all the companies whose products are represented on our website, harmless against all damages. **Micro Commercial Components Corp.** products are sold subject to the general terms and conditions of commercial sale, as published at <https://www.mccsemi.com/Home/TermsAndConditions>.

LIFE SUPPORT

MCC's products are not authorized for use as critical components in life support devices or systems without the express written approval of Micro Commercial Components Corporation.

CUSTOMER AWARENESS

Counterfeiting of semiconductor parts is a growing problem in the industry. Micro Commercial Components (MCC) is taking strong measures to protect ourselves and our customers from the proliferation of counterfeit parts. MCC strongly encourages customers to purchase MCC parts either directly from MCC or from Authorized MCC Distributors who are listed by country on our web page cited below. Products customers buy either from MCC directly or from Authorized MCC Distributors are genuine parts, have full traceability, meet MCC's quality standards for handling and storage. **MCC will not provide any warranty coverage or other assistance for parts bought from Unauthorized Sources.** MCC is committed to combat this global problem and encourage our customers to do their part in stopping this practice by buying direct or from authorized distributors.