

### Features

- Halogen Free. "Green" Device (Note 1)
- Lead Free Finish/RoHS Compliant ("P" Suffix Designates RoHS Compliant. See Ordering Information)
- Epoxy Meets UL 94 V-0 Flammability Rating
- Moisture Sensitivity Level 1
- Low Current Rectification
- High Reliability

### Maximum Ratings

- Operating Junction Temperature Range: -40°C to +125°C
- Storage Temperature Range: -40°C to +125°C
- Thermal Resistance: 667°C/W Junction to Ambient

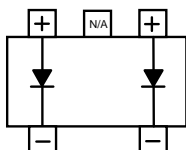
MCC Part Number	Device Marking	Maximum Recurrent Peak Reverse Voltage	Maximum DC Blocking Voltage
RB480KS	3T	45V	40V

### Electrical Characteristics @ 25°C Unless Otherwise Specified

Mean Rectifying Current	$I_O$	0.1A	
Peak Forward Surge Current	$I_{FSM}$	1A	t=8.3ms
Forward Voltage	$V_F$	0.45V(Max) 0.60V(Max)	$I_F=10mA$ $I_F=100mA$
Reverse Current	$I_R$	1µA(Max) 5µA(Max)	$V_R = 10V$ $V_R = 40V$
Diode Capacitance	$C_D$	25pF(Max) 6pF(Typ)	$V_R=0V$ $V_R=10V, f=1MHz$

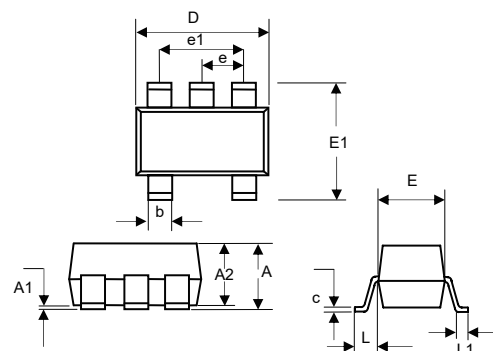
Note: 1. Halogen free "Green" products are defined as those which contain <900ppm bromine, <900ppm chlorine (<1500ppm total Br + Cl) and <1000ppm antimony compounds.

### Internal Structure



# 40 Volts Schottky Barrier Diode

## SOT-353



DIM	DIMENSIONS				NOTE
	INCHES		MM		
	MIN	MAX	MIN	MAX	
A	0.035	0.043	0.90	1.10	
A1	-----	0.004	-----	0.10	
A2	0.035	0.039	0.90	1.00	
b	0.006	0.014	0.15	0.35	
c	0.003	0.006	0.08	0.15	
D	0.790	0.087	2.00	2.20	
E	0.045	0.053	1.15	1.35	
E1	0.085	0.096	2.15	2.45	
e	0.026 TYP		0.650 TYP		
e1	0.047	0.055	1.20	1.40	
L	0.021 REF		0.525 REF		
L1	0.010	0.018	0.26	0.46	

**Curve Characteristics**

Fig. 1 - Forward Characteristics

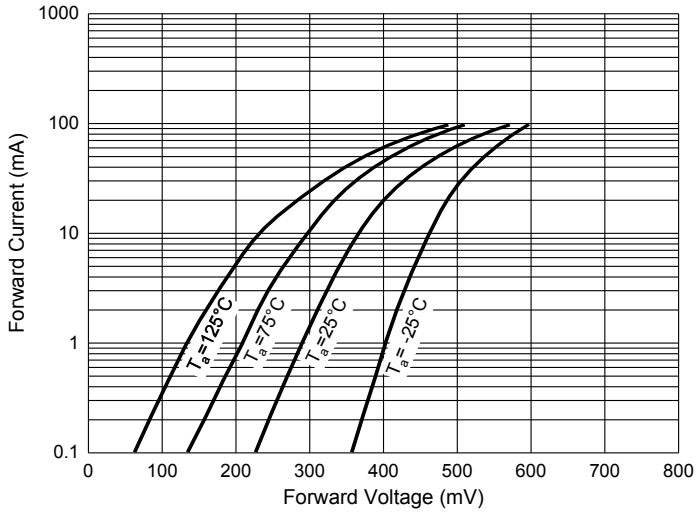


Fig. 2 - Reverse Characteristics

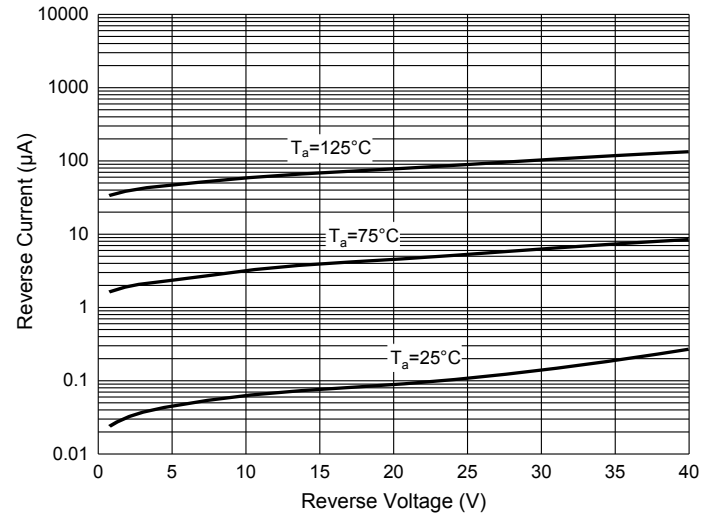


Fig. 3 - Capacitance between terminals characteristics

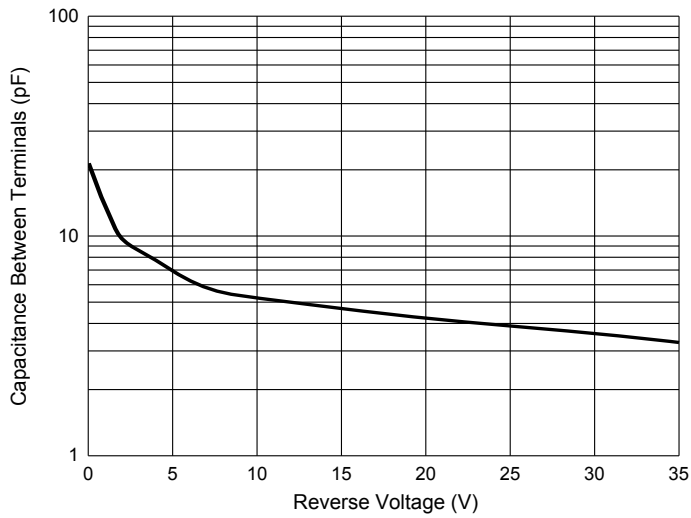
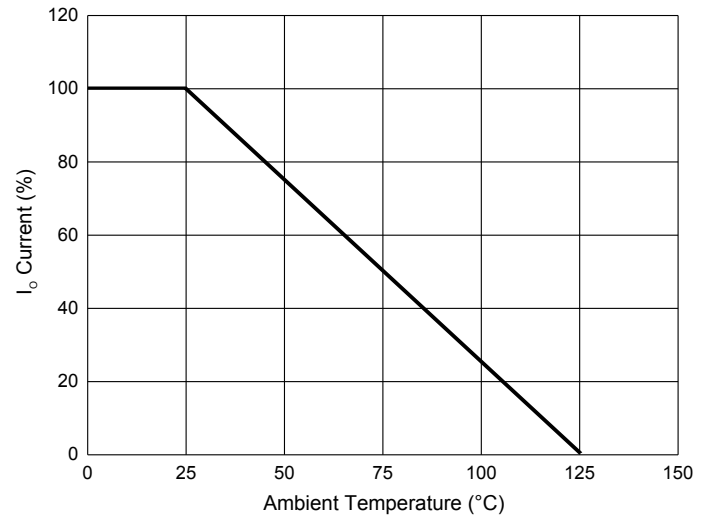


Fig. 4 - Derating curve(mounting on glass epoxy PCBs)



## Ordering Information

Device	Packing
Part Number-TP	Tape&Reel: 3Kpcs/Reel

### \*\*\*IMPORTANT NOTICE\*\*\*

**Micro Commercial Components Corp.** reserves the right to make changes without further notice to any product herein to make corrections, modifications, enhancements, improvements, or other changes. **Micro Commercial Components Corp.** does not assume any liability arising out of the application or use of any product described herein; neither does it convey any license under its patent rights, nor the rights of others. The user of products in such applications shall assume all risks of such use and will agree to hold **Micro Commercial Components Corp.** and all the companies whose products are represented on our website, harmless against all damages. **Micro Commercial Components Corp.** products are sold subject to the general terms and conditions of commercial sale, as published at <https://www.mccsemi.com/Home/TermsAndConditions>.

### \*\*\*LIFE SUPPORT\*\*\*

MCC's products are not authorized for use as critical components in life support devices or systems without the express written approval of Micro Commercial Components Corporation.

### \*\*\*CUSTOMER AWARENESS\*\*\*

Counterfeiting of semiconductor parts is a growing problem in the industry. Micro Commercial Components (MCC) is taking strong measures to protect ourselves and our customers from the proliferation of counterfeit parts. MCC strongly encourages customers to purchase MCC parts either directly from MCC or from Authorized MCC Distributors who are listed by country on our web page cited below. Products customers buy either from MCC directly or from Authorized MCC Distributors are genuine parts, have full traceability, meet MCC's quality standards for handling and storage. **MCC will not provide any warranty coverage or other assistance for parts bought from Unauthorized Sources.** MCC is committed to combat this global problem and encourage our customers to do their part in stopping this practice by buying direct or from authorized distributors.