

Features

- Standard Vz Tolerance is $\pm 2\%$
- Surface Mount Package
- Halogen Free. "Green" Device (Note 1)
- Moisture Sensitivity Level 1
- Epoxy Meets UL 94 V-0 Flammability Rating
- Lead Free Finish/RoHS Compliant ("P" Suffix Designates RoHS Compliant. See Ordering Information)

**350 mW
Zener Diode
4.3 to 51 Volts**

Maximum Ratings

- Operating Junction Temperature Range: -55°C to $+150^{\circ}\text{C}$
- Storage Temperature Range: -55°C to $+150^{\circ}\text{C}$
- Maximum Thermal Resistance: 357°C/W Junction to Ambient

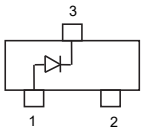
Parameter	Symbol	Rating	Conditions
Power Dissipation	P_D	350mW	Note 2
Peak Forward Surge Current	I_{FSM}	4.0A	Note 3
Maximum Forward Voltage	V_F	0.9V	$I_F=10\text{mA}$

Note: 1. Halogen free "Green" products are defined as those which contain <900ppm bromine, <900ppm chlorine (<1500ppm total Br + Cl) and <1000ppm antimony compounds.

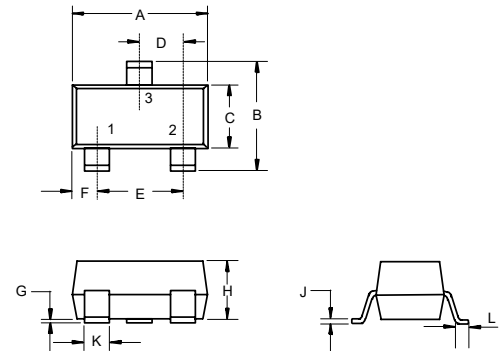
2. Mounted on FR4 PC Board With Our Suggested Solder Pad Layout

3. Measured on 8.3ms, Single Half Sine-wave or Equivalent Square Wave, Duty Cycle=4 Pulses Per Minute Maximum.

Internal Structure



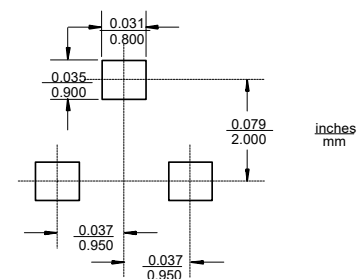
SOT-23



DIMENSIONS

DIM	INCHES		MM		NOTE
	MIN	MAX	MIN	MAX	
A	0.110	0.120	2.80	3.04	
B	0.083	0.104	2.10	2.64	
C	0.047	0.055	1.20	1.40	
D	0.034	0.041	0.85	1.05	
E	0.067	0.083	1.70	2.10	
F	0.018	0.024	0.45	0.60	
G	0.0004	0.006	0.01	0.15	
H	0.035	0.043	0.90	1.10	
J	0.003	0.007	0.08	0.18	
K	0.012	0.020	0.30	0.51	
L	0.007	0.020	0.20	0.50	

Suggested Solder Pad Layout



Electrical Characteristics @ 25°C Unless Otherwise Specified

MCC Part Number	Zener Voltage			Maximum Zener Impedance		Maximum Zener Impedance		Maximum Reverse Current $I_R @ V_R$		Marking Code
	$V_Z @ I_{ZT}$			I_{ZT}	$Z_{ZT} @ I_{ZT}$	I_{ZK}	$Z_{ZK} @ I_{ZK}$	I_R	V_R	
	Min.(V)	Nom(V)	Max.(V)	mA	Ω	mA	Ω	μA	V	
MMBZ5229C	4.21	4.3	4.39	20.0	22	0.25	2000	5.0	1.0	2KD4
MMBZ5230C	4.61	4.7	4.79	20.0	19	0.25	1900	5.0	2.0	2KD5
MMBZ5231C	5.00	5.1	5.20	20.0	17	0.25	1600	5.0	2.0	2KE1
MMBZ5232C	5.49	5.6	5.71	20.0	11	0.25	1600	5.0	3.0	2KE2
MMBZ5233C	5.88	6.0	6.12	20.0	7	0.25	1600	5.0	3.5	2KE3
MMBZ5234C	6.08	6.2	6.32	20.0	7	0.25	1000	5.0	4.0	2KE4
MMBZ5235C	6.66	6.8	6.94	20.0	5	0.25	750	3.0	5.0	2KE5
MMBZ5236C	7.35	7.5	7.65	20.0	6	0.25	500	3.0	6.0	2KF1
MMBZ5237C	8.04	8.2	8.36	20.0	8	0.25	500	3.0	6.0	2KF2
MMBZ5238C	8.53	8.7	8.87	20.0	8	0.25	600	3.0	6.5	2KF3
MMBZ5239C	8.92	9.1	9.28	20.0	10	0.25	600	3.0	6.5	2KF4
MMBZ5240C	9.80	10	10.20	20.0	17	0.25	600	3.0	8.0	2KF5
MMBZ5241C	10.78	11	11.22	20.0	22	0.25	600	2.0	8.4	2KH1
MMBZ5242C	11.76	12	12.24	20.0	30	0.25	600	1.0	9.1	2KH2
MMBZ5243C	12.74	13	13.26	9.5	13	0.25	600	0.5	9.9	2KH3
MMBZ5244C	13.72	14	14.28	9.0	15	0.25	600	0.1	10.5	2KH4
MMBZ5245C	14.70	15	15.30	8.5	16	0.25	600	0.1	11.0	2KH5
MMBZ5246C	15.68	16	16.32	7.8	17	0.25	600	0.1	12.0	2KJ1
MMBZ5247C	16.66	17	17.34	7.5	19	0.25	600	0.1	13.0	2KJ2
MMBZ5248C	17.64	18	18.36	7.0	21	0.25	600	0.1	14.0	2KJ3
MMBZ5249C	18.62	19	19.38	6.6	23	0.25	600	0.1	14.0	2KJ4
MMBZ5250C	19.60	20	20.40	6.2	25	0.25	600	0.1	15.0	2KJ5
MMBZ5251C	21.56	22	22.44	5.6	29	0.25	600	0.1	17.0	2KK1
MMBZ5252C	23.52	24	24.48	5.2	33	0.25	600	0.1	18.0	2KK2
MMBZ5253C	24.50	25	25.50	5.0	35	0.25	600	0.1	19.0	K3
MMBZ5254C	26.46	27	27.54	5.0	41	0.25	600	0.1	21.0	2KK4
MMBZ5255C	27.44	28	28.56	4.5	44	0.25	600	0.1	21.0	2KK5
MMBZ5256C	29.40	30	30.60	4.2	49	0.25	600	0.1	23.0	2KM1
MMBZ5257C	32.34	33	33.66	3.8	58	0.25	700	0.1	25.0	2KM2
MMBZ5258C	35.28	36	36.72	3.4	70	0.25	700	0.1	27.0	2KM3
MMBZ5259C	38.22	39	39.78	3.2	80	0.25	800	0.1	30.0	2KM4
MMBZ5260C	42.14	43	43.86	3	93	0.25	900	0.1	33.0	2KM5
MMBZ5261C	46.06	47	47.94	2.7	105	0.25	1000	0.1	36.0	2KN1
MMBZ5262C	49.98	51	52.02	2.5	125	0.25	1100	0.1	39.0	2KN2

Curve Characteristics

Fig. 1 - Power Derating Curve

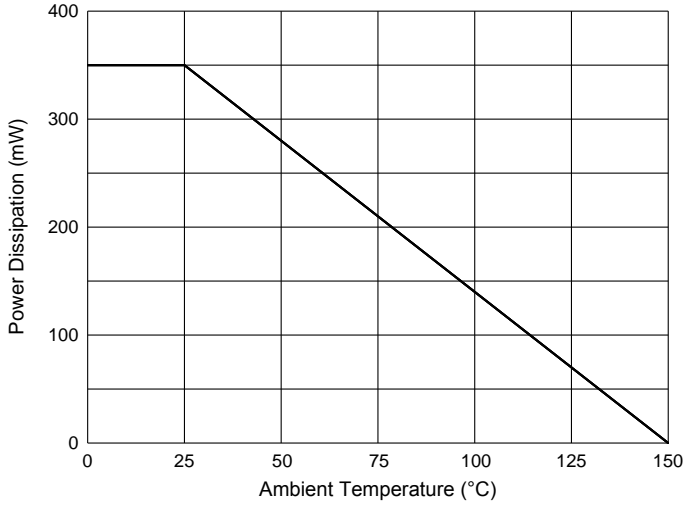


Fig. 2 - Typical Zener Breakdown Characteristics

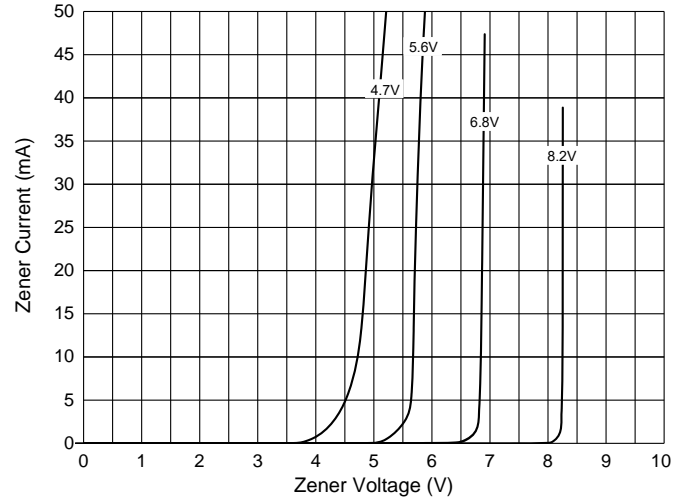
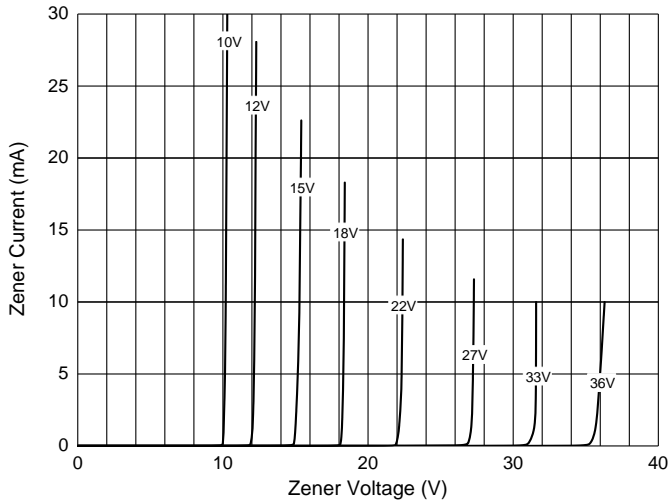


Fig. 3 - Typical Zener Breakdown Characteristics



Ordering Information

Device	Packing
Part Number-TP	Tape&Reel:3Kpcs/Reel

*****IMPORTANT NOTICE*****

Micro Commercial Components Corp. reserves the right to make changes without further notice to any product herein to make corrections, modifications, enhancements, improvements, or other changes. *Micro Commercial Components Corp.* does not assume any liability arising out of the application or use of any product described herein; neither does it convey any license under its patent rights, nor the rights of others. The user of products in such applications shall assume all risks of such use and will agree to hold *Micro Commercial Components Corp.* and all the companies whose products are represented on our website, harmless against all damages.

*****LIFE SUPPORT*****

MCC's products are not authorized for use as critical components in life support devices or systems without the express written approval of Micro Commercial Components Corporation.

*****CUSTOMER AWARENESS*****

Counterfeiting of semiconductor parts is a growing problem in the industry. Micro Commercial Components (MCC) is taking strong measures to protect ourselves and our customers from the proliferation of counterfeit parts. MCC strongly encourages customers to purchase MCC parts either directly from MCC or from Authorized MCC Distributors who are listed by country on our web page cited below. Products customers buy either from MCC directly or from Authorized MCC Distributors are genuine parts, have full traceability, meet MCC's quality standards for handling and storage. **MCC will not provide any warranty coverage or other assistance for parts bought from Unauthorized Sources.** MCC is committed to combat this global problem and encourage our customers to do their part in stopping this practice by buying direct or from authorized distributors.