

Obsolete



Micro Commercial Components



Micro Commercial Components
20736 Marilla Street Chatsworth
CA 91311
Phone: (818) 701-4933
Fax: (818) 701-4939

LLZ2V4
THRU
LLZ56

500mW Silicon
Zener Diodes

Features

- Hermetically Sealed Glass Package
Zener Voltage 2.4V to 56V
For Surface Mount Applications
Lead Free Finish/RoHS Compliant(Note 1) ("P" Suffix designates Compliant. See ordering information)

Mechanical Data

- Case: hermetically sealed glass
Polarity: Cathode indicated by polarity band
Junction ambient RthJA :500 K/W (Note:2)
Moisture Sensitivity Level 1

Maximum Ratings (Note:3)

Table with 4 columns: Parameter, Symbol, Value, Units. Rows include Max. Steady State Power Dissipation at (PD, 500, mW), Junction Temperature (TJ, 175, °C), and Storage Temperature Range (TSTG, -65 to 175, °C).

Electrical Characteristics @ 25°C Unless Otherwise Specified

Table with 4 columns: Parameter, Symbol, Value, Unit. Row: Max. Forward Voltage (VF, 1.5, V) at IF=200mA.

- Note:1.Lead in Glass Exemption Applied, see EU Directive Annex 5.
2.On PC Board 50 mm x 50 mm x 1.6 mm
3.Some part number series have lower JEDEC registered ratings.

MINIMELF

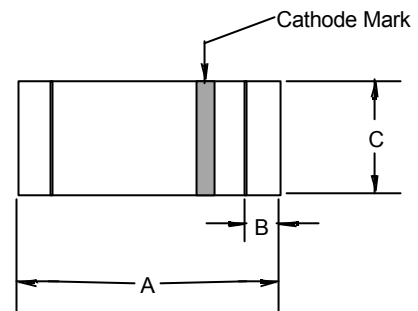
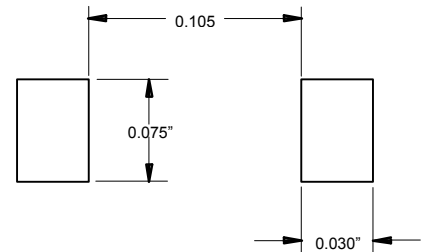


Table titled DIMENSIONS with columns for DIM, INCHES (MIN, MAX), MM (MIN, MAX), and NOTE. Rows A, B, and C provide specific dimension values.

SUGGESTED SOLDER PAD LAYOUT



Electrical Characteristics (T_i = 30°C Unless Otherwise Noted,

Part-number-group	Part-number	Marking Code	Zener Voltage		Dynamic Resistance		Test Current		Reverse Leakage Current	
			V _Z @ I _{ZT}		Z _Z @ I _{ZT}	Z _{ZK} @ I _{ZK}	I _{ZT}	I _{ZK}	I _R	@ V _R
			V	V	Ω	Ω	mA	mA	μA	V
			min	max	max	max			max	
LLZ2V4	LLZ2V4A	----	2.33	2.52	100	2000	20	1	70	1
	LLZ2V4B	----	2.43	2.63	100	2000	20	1	70	1
LLZ2V7	LLZ2V7A	----	2.54	2.75	100	1000	20	1	50	1
	LLZ2V7B	----	2.69	2.91	100	1000	20	1	50	1
LLZ3V0	LLZ3V0A	----	2.85	3.07	80	1000	20	1	50	1
	LLZ3V0B	----	3.01	3.22	80	1000	20	1	10	1
LLZ3V3	LLZ3V3A	----	3.16	3.38	70	1000	20	1	10	1
	LLZ3V3B	----	3.32	3.53	70	1000	20	1	10	1
LLZ3V6	LLZ3V6A	----	3.455	3.695	60	1000	20	1	5	1
	LLZ3V6B	----	3.6	3.845	60	1000	20	1	5	1
LLZ3V9	LLZ3V9A	----	3.74	4.01	50	1000	20	1	3	1
	LLZ3V9B	----	3.89	4.16	50	1000	20	1	3	1
LLZ4V3	LLZ4V3A	----	4.04	4.29	40	1000	20	1	3	1
	LLZ4V3B	----	4.17	4.43	40	1000	20	1	3	1
	LLZ4V3C	----	4.3	4.57	40	1000	20	1	3	1
LLZ4V7	LLZ4V7A	----	4.44	4.68	25	900	20	1	10	2
	LLZ4V7B	----	4.55	4.8	25	900	20	1	6	2
	LLZ4V7C	----	4.68	4.93	25	900	20	1	3	2
LLZ5V1	LLZ5V1A	----	4.81	5.07	20	800	20	1	2	2
	LLZ5V1B	----	4.94	5.2	20	800	20	1	2	2
	LLZ5V1C	----	5.09	5.37	20	800	20	1	2	2
LLZ5V6	LLZ5V6A	----	5.28	5.55	13	500	20	1	1	2
	LLZ5V6B	----	5.45	5.73	13	500	20	1	1	2
	LLZ5V6C	----	5.61	5.91	13	500	20	1	1	2
LLZ6V2	LLZ6V2A	----	5.78	6.09	10	300	20	1	3	4
	LLZ6V2B	----	5.96	6.27	10	300	20	1	3	4
	LLZ6V2C	----	6.12	6.44	10	300	20	1	3	4
LLZ6V8	LLZ6V8A	----	6.29	6.63	8	150	20	0.5	2	4
	LLZ6V8B	----	6.49	6.83	8	150	20	0.5	2	4
	LLZ6V8C	----	6.66	7.01	8	150	20	0.5	2	4
LLZ7V5	LLZ7V5A	----	6.85	7.22	8	120	20	0.5	3	6.5
	LLZ7V5B	----	7.07	7.45	8	120	20	0.5	3	6.73
	LLZ7V5C	----	7.29	7.67	8	120	20	0.5	3	6.93
LLZ8V2	LLZ8V2A	----	7.53	7.92	8	120	20	0.5	7.5	7.15
	LLZ8V2B	----	7.78	8.19	8	120	20	0.5	7.5	7.39
	LLZ8V2C	----	8.03	8.45	8	120	20	0.5	7.5	7.63
LLZ9V1	LLZ9V1A	----	8.29	8.73	8	120	20	0.5	0.04	7.88
	LLZ9V1B	----	8.57	9.01	8	120	20	0.5	0.04	8.14
	LLZ9V1C	----	8.83	9.3	8	120	20	0.5	0.04	8.39
LLZ10	LLZ10A	----	9.12	9.59	8	120	20	0.5	0.04	8.66
	LLZ10B	----	9.41	9.9	8	120	20	0.5	0.04	8.94
	LLZ10C	----	9.7	10.2	8	120	20	0.5	0.04	9.22
	LLZ10D	----	9.94	10.44	8	120	20	0.5	0.04	9.44

Part-number-group	Part-number	Marking Code	Zener Voltage		Dynamic Resistance		Test Current		Reverse Leakage Current	
			$V_Z @ I_{ZT}$		$Z_Z @ I_{ZT}$	$Z_{ZK} @ I_{ZK}$	I_{ZT}	I_{ZK}	I_R	@ V_R
			V	V	Ω	Ω	mA	mA	μA	V
			min	max	max	max			max	
LLZ11	LLZ11A	----	10.18	10.71	10	120	10	0.5	0.04	9.67
	LLZ11B	----	10.5	11.05	10	120	10	0.5	0.04	9.98
	LLZ11C	----	10.82	11.38	10	120	10	0.5	0.04	10.28
LLZ12	LLZ12A	----	11.13	11.71	12	110	10	0.5	0.04	10.6
	LLZ12B	----	11.44	12.03	12	110	10	0.5	0.04	10.9
	LLZ12C	----	11.74	12.35	12	110	10	0.5	0.04	11.2
LLZ13	LLZ13A	----	12.11	12.75	14	110	10	0.5	0.04	11.5
	LLZ13B	----	12.55	13.21	14	110	10	0.5	0.04	11.9
	LLZ13C	----	12.99	13.66	14	110	10	0.5	0.04	12.3
LLZ15	LLZ15A	----	13.44	14.13	16	110	10	0.5	0.04	12.8
	LLZ15B	----	13.89	14.62	16	110	10	0.5	0.04	13.2
	LLZ15C	----	14.35	15.09	16	110	10	0.5	0.04	13.6
LLZ16	LLZ16A	----	14.8	15.57	18	150	10	0.5	0.04	14.1
	LLZ16B	----	15.25	16.04	18	150	10	0.5	0.04	14.5
	LLZ16C	----	15.69	16.51	18	150	10	0.5	0.04	14.9
LLZ18	LLZ18A	----	16.22	17.06	23	150	10	0.5	0.04	15.4
	LLZ18B	----	16.82	17.7	23	150	10	0.5	0.04	16
	LLZ18C	----	17.42	18.33	23	150	10	0.5	0.04	16.5
LLZ20	LLZ20A	----	18.02	18.96	28	200	10	0.5	0.04	17.1
	LLZ20B	----	18.63	19.59	28	200	10	0.5	0.04	17.7
	LLZ20C	----	19.23	20.22	28	200	10	0.5	0.04	18.3
	LLZ20D	----	19.72	20.72	28	200	10	0.5	0.04	18.7
LLZ22	LLZ22A	----	20.15	21.2	30	200	5	0.5	0.04	19.1
	LLZ22B	----	20.64	21.71	30	200	5	0.5	0.04	19.6
	LLZ22C	----	21.08	22.17	30	200	5	0.5	0.04	20
	LLZ22D	----	21.52	22.63	30	200	5	0.5	0.04	20.4
LLZ24	LLZ24A	----	22.05	23.18	35	200	5	0.5	0.04	20.9
	LLZ24B	----	22.61	23.77	35	200	5	0.5	0.04	21.5
	LLZ24C	----	23.12	24.31	35	200	5	0.5	0.04	22
	LLZ24D	----	23.63	24.85	35	200	5	0.5	0.04	22.4
LLZ27	LLZ27A	----	24.26	25.52	45	250	5	0.5	0.04	23
	LLZ27B	----	24.97	26.26	45	250	5	0.5	0.04	23.7
	LLZ27C	----	25.63	26.95	45	250	5	0.5	0.04	24.3
	LLZ27D	----	26.29	27.64	45	250	5	0.5	0.04	25
LLZ30	LLZ30A	----	26.99	28.39	55	250	5	0.5	0.04	25.6
	LLZ30B	----	27.7	29.13	55	250	5	0.5	0.04	26.3
	LLZ30C	----	28.36	29.82	55	250	5	0.5	0.04	26.9
	LLZ30D	----	29.02	30.51	55	250	5	0.5	0.04	27.6
LLZ33	LLZ33A	----	29.68	31.22	65	250	5	0.5	0.04	28.2
	LLZ33B	----	30.32	31.88	65	250	5	0.5	0.04	28.8
	LLZ33C	----	30.9	32.5	65	250	5	0.5	0.04	29.4
	LLZ33D	----	31.49	33.11	65	250	5	0.5	0.04	29.9
LLZ36	LLZ36A	----	32.14	33.79	75	250	5	0.5	0.04	30.5
	LLZ36B	----	32.79	34.49	75	250	5	0.5	0.04	31.2
	LLZ36C	----	33.4	35.13	75	250	5	0.5	0.04	31.7
	LLZ36D	----	34.01	35.77	75	250	5	0.5	0.04	32.3

Part-number-group	Part-number	Marking Code	Zener Voltage		Dynamic Resistance		Test Current		Reverse Leakage Current	
			$V_Z @ I_{ZT}$		$Z_Z @ I_{ZT}$	$Z_{ZK} @ I_{ZK}$	I_{ZT}	I_{ZK}	I_R	@ V_R
			V	V	Ω	Ω	mA	mA	μA	V
			min	max	max	max			max	
LLZ39	LLZ39A	-----	34.68	36.47	85	250	5	0.5	0.04	32.9
	LLZ39B	-----	35.36	37.19	85	250	5	0.5	0.04	33.6
	LLZ39C	-----	36	37.85	85	250	5	0.5	0.04	34.2
	LLZ39D	-----	36.63	38.52	85	250	5	0.5	0.04	34.8
	LLZ39E	-----	37.36	39.29	85	250	5	0.5	0.04	35.5
	LLZ39F	-----	38.14	40.11	85	250	5	0.5	0.04	36.2
	LLZ39G	-----	38.94	40.8	85	250	5	0.5	0.04	37
LLZ43	LLZ43	---	40	45	90	-	5	-	0.04	38
LLZ47	LLZ47	---	44	49	90	-	5	-	0.04	41.8
LLZ51	LLZ51	---	48	54	100	-	5	-	0.04	45.6
LLZ56	LLZ56	---	53	60	100	-	5	-	0.04	50.4

Typical Characteristics ($T_{amb} = 25^\circ C$ unless otherwise specified)

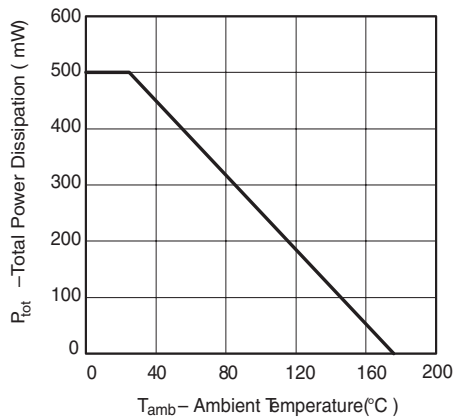


Fig. 1 Total Power Dissipation vs. Ambient Temperature

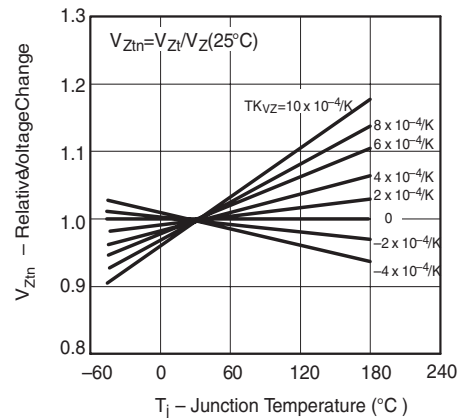


Fig. 3 Typical Change of Working Voltage vs. Junction Temperature

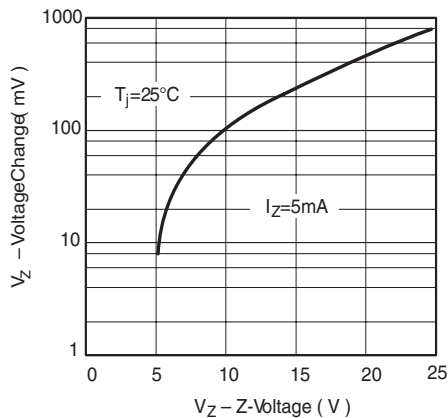


Fig. 2 Typical Change of Working Voltage under Operating Conditions at $T_{amb}=25^\circ C$

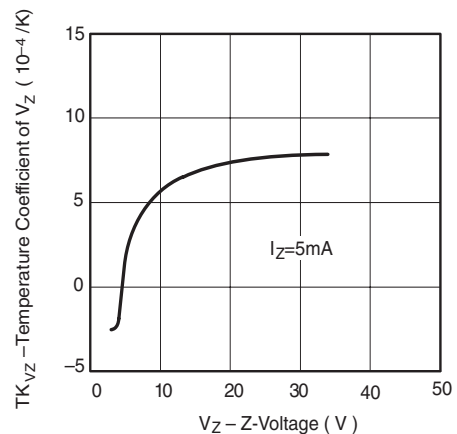


Fig. 4 Temperature Coefficient of V_Z vs. Z-Voltage

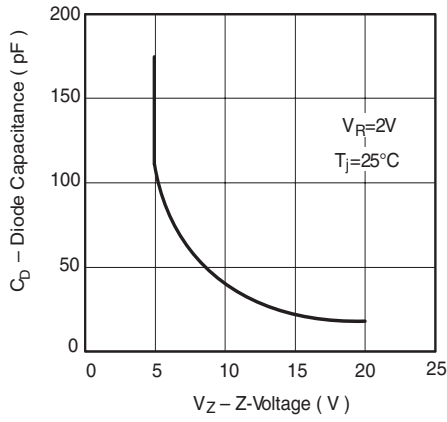


Fig. 5 Diode Capacitance vs. Z-Voltage

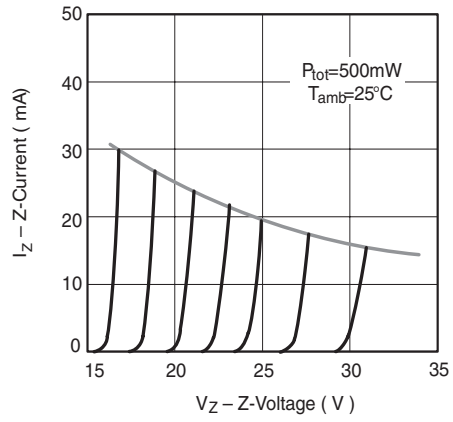


Fig. 8 Z-Current vs. Z-Voltage

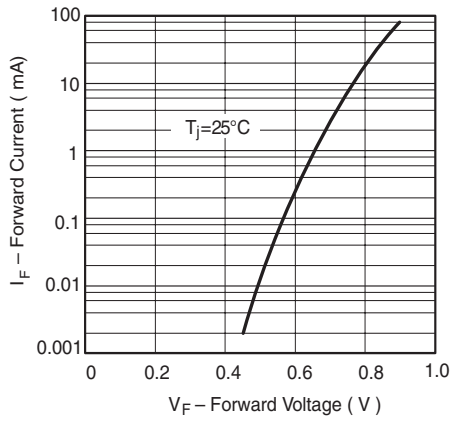


Fig. 6 Forward Current vs. Forward Voltage

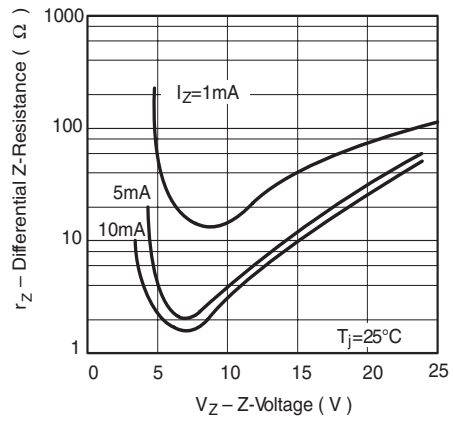


Fig. 9 Differential Z-Resistance vs. Z-Voltage

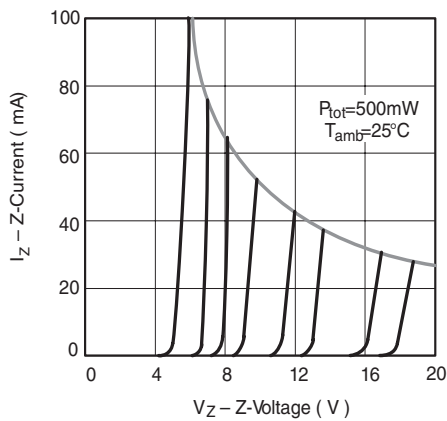


Fig. 7 Z-Current vs. Z-Voltage

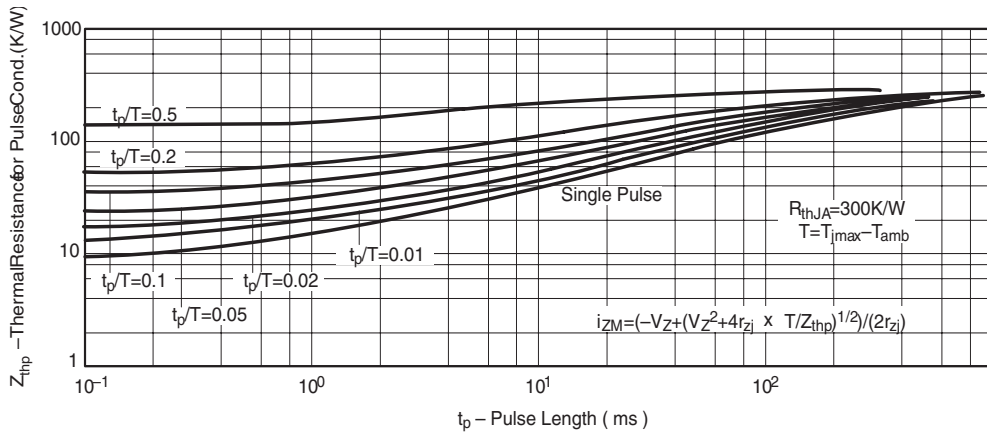


Fig. 10 Thermal Response



TM

Micro Commercial Components

Ordering Information :

Device	Packing
Part Number-TP	Tape&Reel: 2.5Kpcs/Reel

IMPORTANT NOTICE

Micro Commercial Components Corp. reserves the right to make changes without further notice to any product herein to make corrections, modifications , enhancements , improvements , or other changes . **Micro Commercial Components Corp .** does not assume any liability arising out of the application or use of any product described herein; neither does it convey any license under its patent rights ,nor the rights of others . The user of products in such applications shall assume all risks of such use and will agree to hold **Micro Commercial Components Corp .** and all the companies whose products are represented on our website, harmless against all damages.

LIFE SUPPORT

MCC's products are not authorized for use as critical components in life support devices or systems without the express written approval of Micro Commercial Components Corporation.

CUSTOMER AWARENESS

Counterfeiting of semiconductor parts is a growing problem in the industry. Micro Commercial Components (MCC) is taking strong measures to protect ourselves and our customers from the proliferation of counterfeit parts. MCC strongly encourages customers to purchase MCC parts either directly from MCC or from Authorized MCC Distributors who are listed by country on our web page cited below. Products customers buy either from MCC directly or from Authorized MCC Distributors are genuine parts, have full traceability, meet MCC's quality standards for handling and storage. **MCC will not provide any warranty coverage or other assistance for parts bought from Unauthorized Sources.** MCC is committed to combat this global problem and encourage our customers to do their part in stopping this practice by buying direct or from authorized distributors.

www.mccsemi.com