

Features

- Halogen Free Available Upon Request By Adding Suffix "-HF"
- Glass Passivated Chip Junction
- Epoxy Meets UL 94 V-0 Flammability Rating
- Lead Free Finish/RoHS Compliant (Note 1)("P" Suffix Designates RoHS Compliant. See Ordering Information)

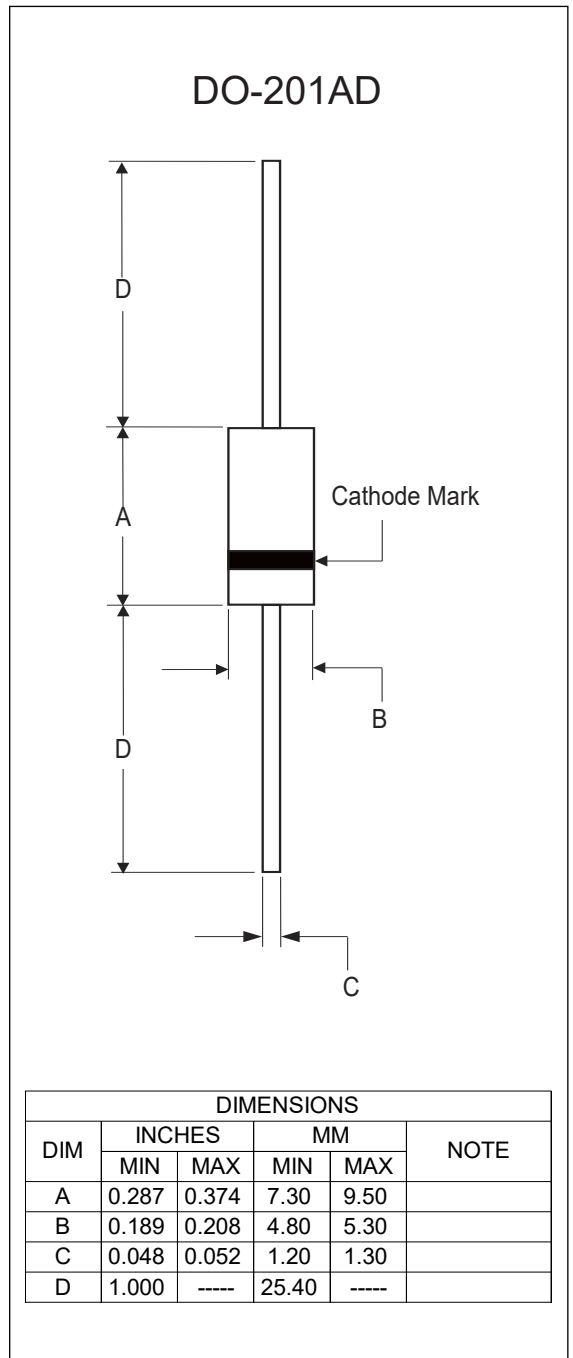
Maximum Ratings @ 25°C (Unless Otherwise Specified)

Parameter	Symbol	Value								Unit
		HER301G	HER302G	HER303G	HER304G	HER305G	HER306G	HER307G	HER308G	
Peak Repetitive Reverse Voltage	V_{RRM}									V
Working Peak Reverse Voltage	V_{RWM}	50	100	200	300	400	600	800	1000	
DC Blocking Voltage	V_R									
RMS Reverse Voltage	V_{RMS}	35	70	140	210	280	420	560	700	V
Average Rectified Forward Current @ $T_L=75^\circ\text{C}$	$I_{F(AV)}$	3								A
Non-Repetitive Peak Surge Current @ 8.3ms Half Sine Wave	I_{FSM}	125								A
Non-Repetitive Peak Surge Current @ 1ms Square Wave		250								
Current Squared Time @ $1\text{ms} \leq t \leq 8.3\text{ms}$	I^2t	64.8								A^2s

**3 Amp
High Efficient
Rectifier
50 to 1000 Volts**

Marking code

Part Number	Marking Code
HER301G	HER301G
HER302G	HER302G
HER303G	HER303G
HER304G	HER304G
HER305G	HER305G
HER306G	HER306G
HER307G	HER307G
HER308G	HER308G



Internal Structure

Pin	Description	Simplified Outline	Graphic Symbol
1	Cathode	<p>XXXXX: Marking Code</p>	
2	Anode		

Note: 1. High temperature solder exemption applied, see EU directive annex 7a.

Thermal characteristics

Symbol	Parameter	Conditions	Min	Typ	Max	Unit
T_J	Operating Junction Temperature Range		-55		150	°C
T_{stg}	Storage Temperature Range		-55		150	°C
$R_{th(J-L)}$	Thermal Resistance from Junction to Lead	Note 1		20		°C/W
$R_{th(J-A)}$	Thermal Resistance from Junction to Ambient	Note 1		45		°C/W

Note:

1. Thermal Resistance from junction to lead and from junction to ambient with 0.375" (9.5 mm) Lead Length.

Electrical Characteristics @ 25°C Unless Otherwise Specified

Parameter	Symbol	Test Conditions	Min	Typ	Max	Unit
Forward Voltage HER301G ~HER304G HER305G HER306G ~HER308G	V_F	$I_F=3A; T_J=25^\circ C$			0.95 1.30 1.70	V
Reverse Current	I_R	at Rated $V_R; T_J=25^\circ C$ at Rated $V_R; T_J=125^\circ C$			10 200	μA
Reverse Recovery Time HER301G ~HER305G HER306G ~HER308G	t_{rr}	$I_F=0.5A; I_R=1.0A;$ $I_{rr}=0.25A; T_J=25^\circ C$			50 75	ns
Junction Capacitance HER301G ~HER304G HER305G HER306G ~HER308G	C_J	$V_R=4V; f=1MHz; T_J=25^\circ C$		65 43 35		pF

Curve Characteristics

Fig. 1 - Forward Current Derating Curve

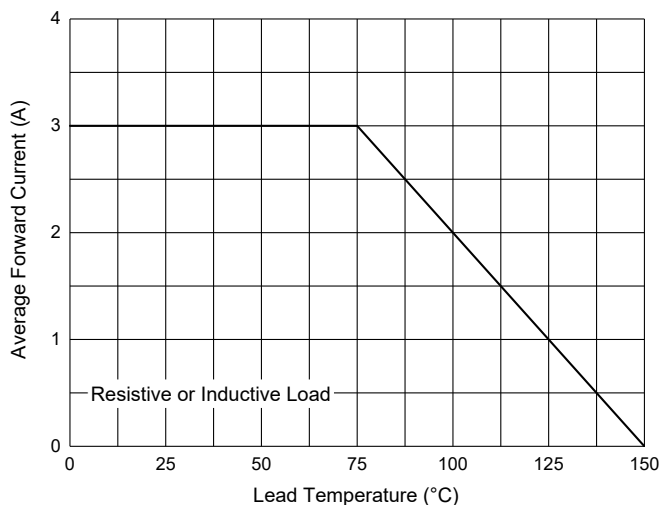


Fig. 2 - Maximum Non-Repetitive Peak Forward Surge Current

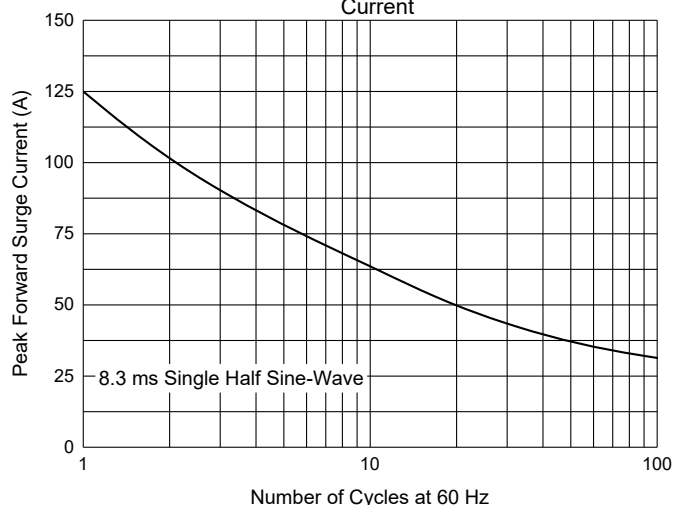


Fig. 3 - Typical Forward Characteristics

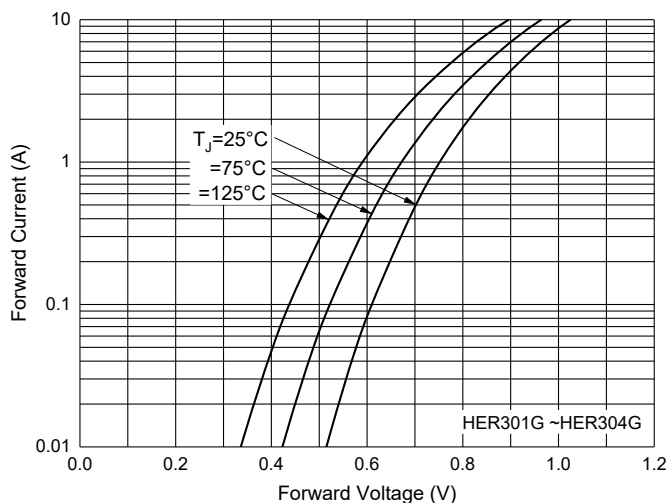


Fig. 4 - Typical Forward Characteristics

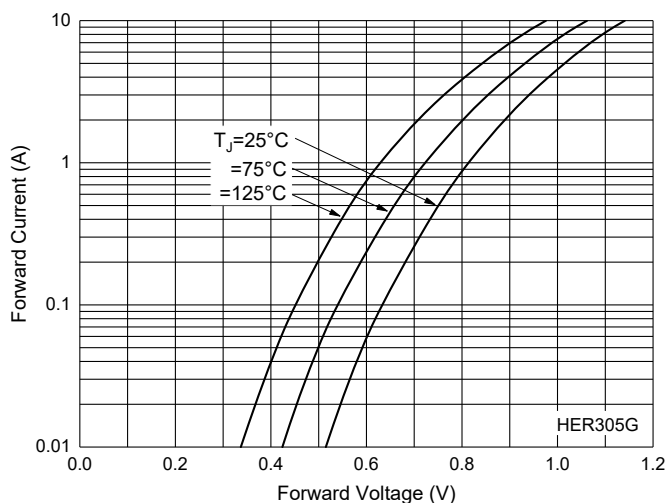


Fig. 5 - Typical Forward Characteristics

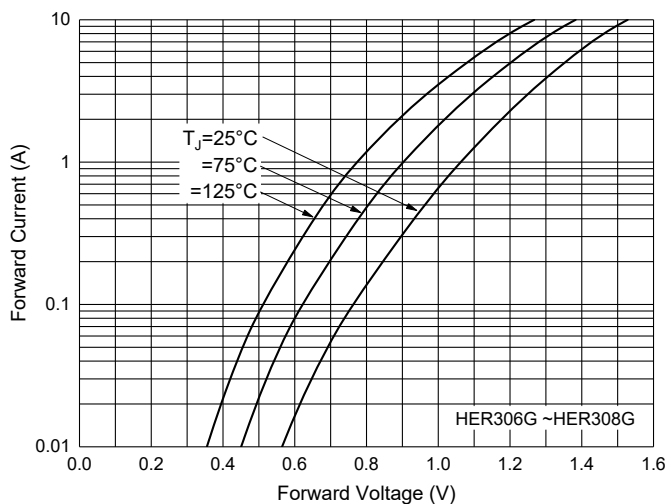
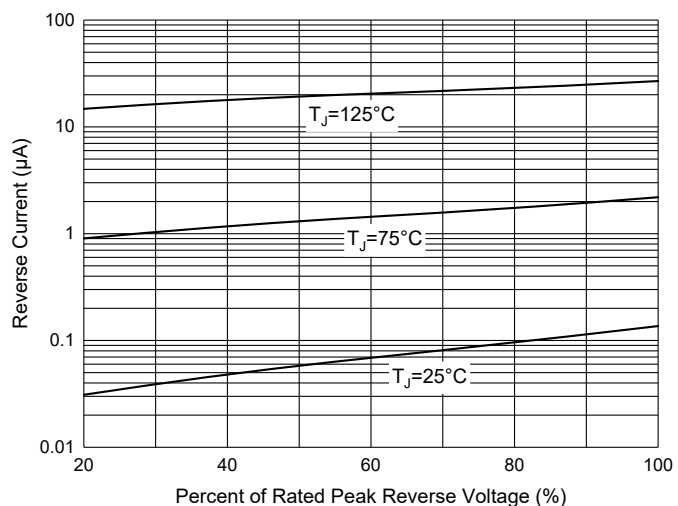
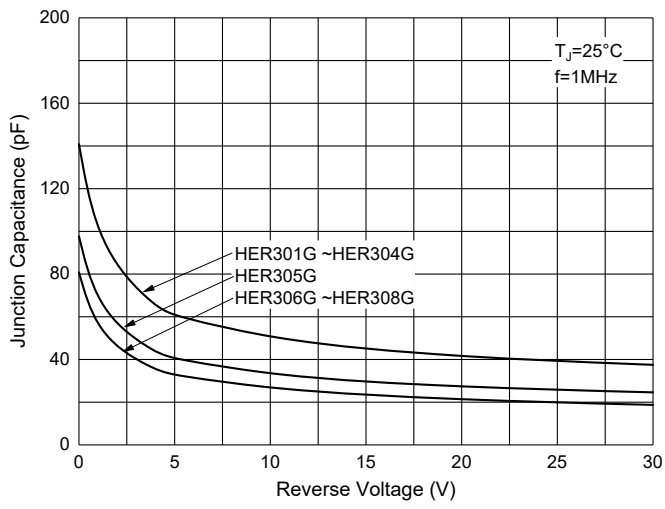


Fig. 6 - Typical Reverse Leakage Characteristics



Curve Characteristics

Fig. 7 - Typical Capacitance Characteristics



Ordering Information

Device	Packing
Part Number-TP	Tape&Reel: 1.2Kpcs/Reel
Part Number-AP	Ammo Packing: 1.2Kpcs/Ammo Box
Part Number-BP	Bulk: 500pcs/Box, 12Kpcs/Carton

Note : Adding "-HF" Suffix For Halogen Free, eg. Part Number-TP-HF

IMPORTANT NOTICE

Micro Commercial Components Corp. reserves the right to make changes without further notice to any product herein to make corrections, modifications, enhancements, improvements, or other changes. **Micro Commercial Components Corp.** does not assume any liability arising out of the application or use of any product described herein; neither does it convey any license under its patent rights, nor the rights of others. The user of products in such applications shall assume all risks of such use and will agree to hold **Micro Commercial Components Corp.** and all the companies whose products are represented on our website, harmless against all damages. **Micro Commercial Components Corp.** products are sold subject to the general terms and conditions of commercial sale, as published at <https://www.mccsemi.com/Home/TermsAndConditions>.

LIFE SUPPORT

MCC's products are not authorized for use as critical components in life support devices or systems without the express written approval of Micro Commercial Components Corporation.

CUSTOMER AWARENESS

Counterfeiting of semiconductor parts is a growing problem in the industry. Micro Commercial Components (MCC) is taking strong measures to protect ourselves and our customers from the proliferation of counterfeit parts. MCC strongly encourages customers to purchase MCC parts either directly from MCC or from Authorized MCC Distributors who are listed by country on our web page cited below. Products customers buy either from MCC directly or from Authorized MCC Distributors are genuine parts, have full traceability, meet MCC's quality standards for handling and storage. **MCC will not provide any warranty coverage or other assistance for parts bought from Unauthorized Sources.** MCC is committed to combat this global problem and encourage our customers to do their part in stopping this practice by buying direct or from authorized distributors.