



E502650

Features

- Glass Passivated Chip Junction
- High Surge Forward Current Capability
- Epoxy Meets UL 94 V-0 Flammability Rating
- Lead Free Finish/RoHS Compliant (Note 1) ("P" Suffix Designates RoHS Compliant. See Ordering Information)
- Halogen Free. "Green" Device (Note 2)

Maximum Ratings @ 25°C (Unless Otherwise Specified)

Parameter	Symbol	Value							Unit
		GBJA 8005	GBJA 801	GBJA 802	GBJA 804	GBJA 806	GBJA 808	GBJA 810	
Peak Repetitive Reverse Voltage	V _{RRM}	50	100	200	400	600	800	1000	V
Working Peak Reverse Voltage	V _{RWM}								
DC Blocking Voltage	V _R								
RMS Reverse Voltage	V _{RMS}	35	70	140	280	420	560	700	V
Average Rectified Forward Current @ T _C =120°C	I _{F(AV)}	8							A
Non-Repetitive Peak Surge Current @ 8.3ms Half Sine Wave	I _{FSM}	150							A
Non-Repetitive Peak Surge Current @ 1ms Square Wave		300							
I ² t Rating for Fusing @ 1ms≤t≤8.3ms	I ² t	93							A ² s
Dielectric strength @Terminals to Case, AC 1 Minute	V _{dis}	2.0							KV

Marking Code

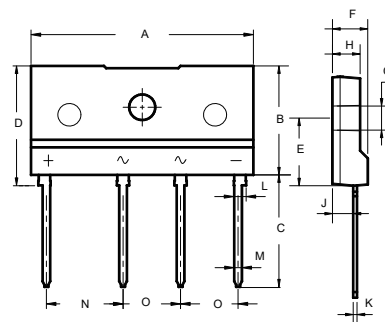
Part Number	Marking Code
GBJA8005	GBJA8005
GBJA801	GBJA801
GBJA802	GBJA802
GBJA804	GBJA804
GBJA806	GBJA806
GBJA808	GBJA808
GBJA810	GBJA810

Internal Structure

Simplified Outline	Graphic Symbol
<p>XXXXXX: Marking Code</p>	

8 Amp Bridge Rectifier 50 to 1000 Volts

JA



DIMENSIONS					
DIM	INCHES		MM		NOTE
	MIN	MAX	MIN	MAX	
A	1.130	1.154	28.70	29.30	
B	0.559	0.583	14.20	14.80	
C	0.575	0.598	14.60	15.20	
D	0.614	0.638	15.60	16.20	
E	0.343	0.366	8.70	9.30	
F	0.169	0.193	4.30	4.90	
G	0.122	0.134	3.10	3.40	
H	0.130	0.154	3.30	3.90	
J	0.098	0.114	2.50	2.90	
K	0.012	0.024	0.40	0.60	
L	0.059	0.067	1.50	1.70	
M	0.035	0.043	0.90	1.10	
N	0.390	0.400	9.80	10.20	
O	0.290	0.300	7.30	7.70	

Note: 1. High Temperature Solder Exemption Applied, see EU Directive Annex 7a.

2. Halogen free "Green" products are defined as those which contain <900ppm bromine, <900ppm chlorine (<1500ppm total Br + Cl) and <1000ppm antimony compounds.

Thermal characteristics

Symbol	Parameter	Conditions	Min	Typ	Max	Unit
T_J	Operating Junction Temperature Range		-55		150	°C
T_{stg}	Storage Temperature Range		-55		150	°C
$R_{th(J-C)}$	Thermal Resistance from Junction to Case	Note 1		2		°C/W
$R_{th(J-A)}$	Thermal Resistance from Junction to Ambient	Without Heatsink		32		°C/W

Note:

1. Device mounted on 75mm x 45mm x 5.5mm Aluminum Plate Heatsink.

Mechanical Data

Recommended Mounting Torque: 0.5 N·m

Electrical Characteristics @ 25°C Unless Otherwise Specified(Per Diode)

Parameter	Symbol	Test Conditions	Min	Typ	Max	Unit
Forward Voltage	V_F	$I_F=4A; T_J=25^{\circ}C$			1.0	V
Reverse Current	I_R	at Rated $V_R; T_J=25^{\circ}C$ at Rated $V_R; T_J=125^{\circ}C$			5 200	uA
Junction Capacitance	C_J	$V_R=4V; f=1MHz; T_J=25^{\circ}C$		52		pF

Curve Characteristics

Fig. 1 - Forward Current Derating Curve

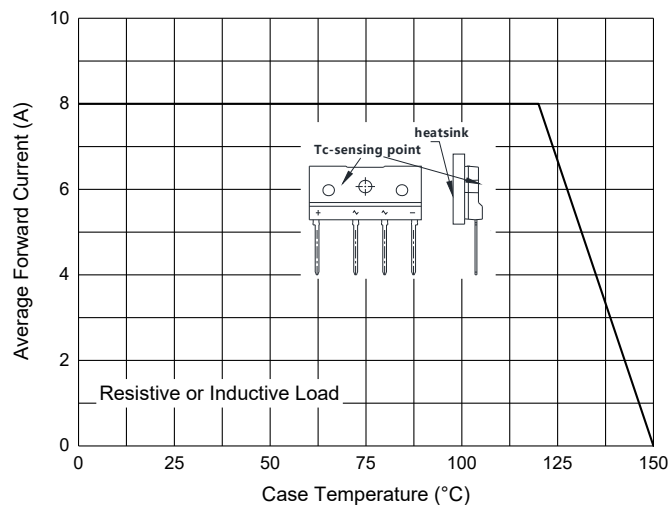


Fig. 2 - Maximum Non-Repetitive Peak Forward Surge Current

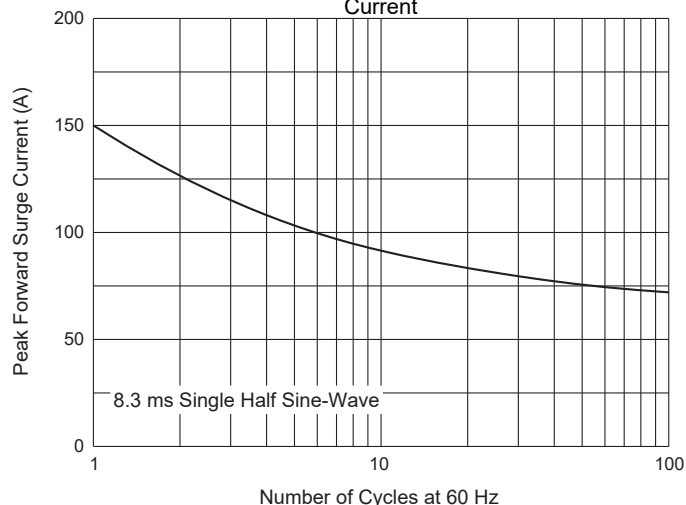


Fig. 3 - Typical Forward Characteristics

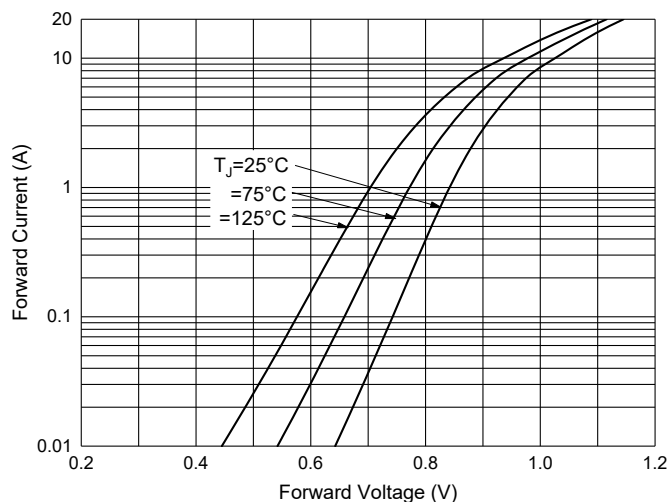


Fig. 4 - Typical Reverse Leakage Characteristics

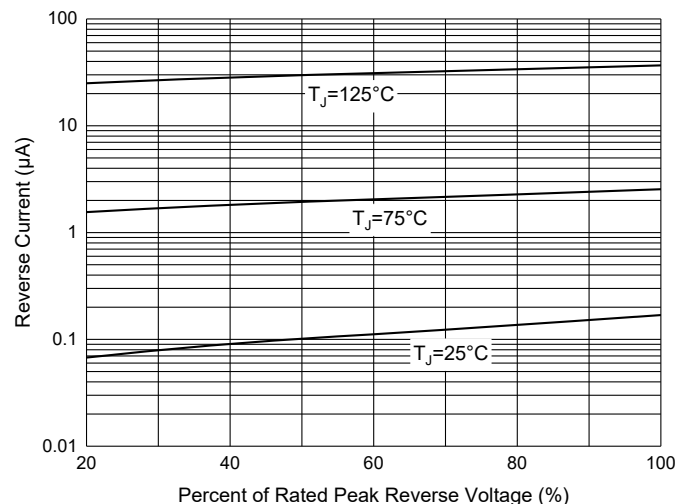
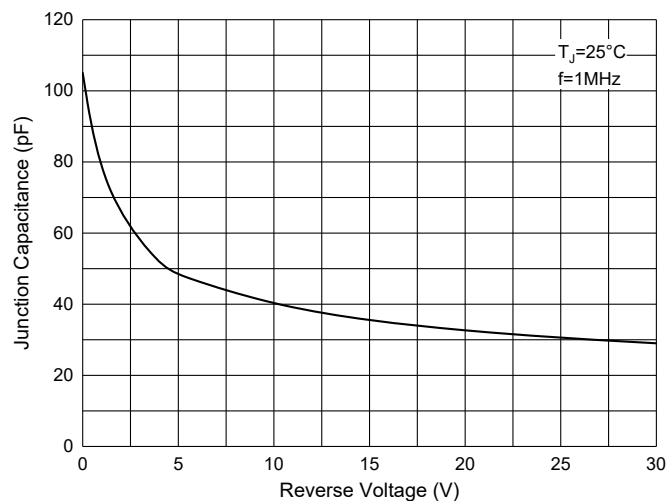


Fig. 5 - Typical Capacitance Characteristics



Ordering Information

Device	Packing
Part Number-BP	Bulk:15pcs/Tube,750pcs/Box,1500pcs/Carton

IMPORTANT NOTICE

Micro Commercial Components Corp. reserves the right to make changes without further notice to any product herein to make corrections, modifications , enhancements , improvements , or other changes . **Micro Commercial Components Corp** . does not assume any liability arising out of the application or use of any product described herein; neither does it convey any license under its patent rights ,nor the rights of others . The user of products in such applications shall assume all risks of such use and will agree to hold **Micro Commercial Components Corp** . and all the companies whose products are represented on our website, harmless against all damages. **Micro Commercial Components Corp.** products are sold subject to the general terms and conditions of commercial sale, as published at <https://www.mccsemi.com/Home/TermsAndConditions>.

LIFE SUPPORT

MCC's products are not authorized for use as critical components in life support devices or systems without the express written approval of Micro Commercial Components Corporation.

CUSTOMER AWARENESS

Counterfeiting of semiconductor parts is a growing problem in the industry. Micro Commercial Components (MCC) is taking strong measures to protect ourselves and our customers from the proliferation of counterfeit parts. MCC strongly encourages customers to purchase MCC parts either directly from MCC or from Authorized MCC Distributors who are listed by country on our web page cited below. Products customers buy either from MCC directly or from Authorized MCC Distributors are genuine parts, have full traceability, meet MCC's quality standards for handling and storage. **MCC will not provide any warranty coverage or other assistance for parts bought from Unauthorized Sources.** MCC is committed to combat this global problem and encourage our customers to do their part in stopping this practice by buying direct or from authorized distributors.