



Features

- Halogen Free Available Upon Request By Adding Suffix "-HF"
- Low Forward Voltage Drop, High Current Capability
- Lead Free Finish/RoHS Compliant (Note1) ("P" Suffix Designates Compliant. See Ordering Information)
- Epoxy Meets UL 94 V-0 Flammability Rating

Maximum Ratings

- Operating Junction Temperature Range: -55°C to +150°C
- Storage Temperature Range: -55°C to +150°C
- Typical Thermal Resistance: 0.6°C/W Junction to Case (Note 2)
- Typical Thermal Resistance: 22°C/W Junction to Ambient

Mechanical Data

- Mounting Torque: 5in-lbs(Recommended), 8.8 in-lbs(Max.)

MCC Part Number	Device Marking	Maximum Recurrent Peak Reverse Voltage	Maximum RMS Voltage	Maximum DC Blocking Voltage
GBJ35005	GBJ35005	50V	35V	50V
GBJ3501	GBJ3501	100V	70V	100V
GBJ3502	GBJ3502	200V	140V	200V
GBJ3504	GBJ3504	400V	280V	400V
GBJ3506	GBJ3506	600V	420V	600V
GBJ3508	GBJ3508	800V	560V	800V
GBJ3510	GBJ3510	1000V	700V	1000V

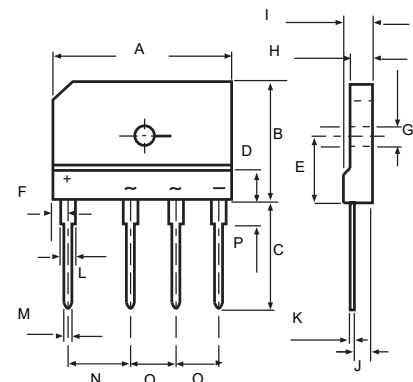
Electrical Characteristics @ 25°C Unless Otherwise Specified

Average Forward Current	$I_{F(AV)}$	35A	$T_C = 100^\circ\text{C}$
Peak Forward Surge Current	I_{FSM}	400A	8.3ms, Half Sine
Maximum Instantaneous Forward Voltage	V_F	1.05V	$I_{FM} = 17.5A; T_J = 25^\circ\text{C}$
Maximum DC Reverse Current At Rated DC Blocking Voltage	I_R	10μA 500μA	$T_J = 25^\circ\text{C}$ $T_J = 125^\circ\text{C}$
Typical Junction Capacitance	C_J	85pF	Measured at 1.0MHz, $V_R = 4.0V$
Rating for Fusing	I^2t	664 A ² s	t < 8.3ms
Dielectric strength@ Terminals to Case, AC 1 Minute	V_{dis}	2KV	

Note 1. e e t e o e e t o e ee e tve e Notes 7a.
2: Device mounted on 75mm x 45mm x 5.5mm Aluminum Plate Heatsink.

**35 Amp Glass Passivated Bridge Rectifier
50 - 1000 Volts**

GBJ



DIM	INCHES		MM		NOTE
	MIN	MAX	MIN	MAX	
A	1.170	1.190	29.70	30.30	
B	0.780	0.800	19.70	20.30	
C	0.670	0.710	17.00	18.00	
D	0.190	0.190	4.70	4.90	
E	0.430	0.440	10.80	11.20	
F	0.090	0.110	2.30	2.70	
G	0.120	0.130	3.10	3.40	
H	0.130	0.150	3.40	3.80	
I	0.170	0.190	4.40	4.80	
J	0.100	0.110	2.50	2.90	
K	0.020	0.030	0.60	0.80	
L	0.080	0.090	2.00	2.40	
M	0.040	0.040	0.90	1.10	
N	0.390	0.400	9.80	10.20	
O	0.290	0.300	7.30	7.70	
P	0.150	0.170	3.80	4.20	

Curve Characteristics

Fig. 1 - Forward Current Derating Curve

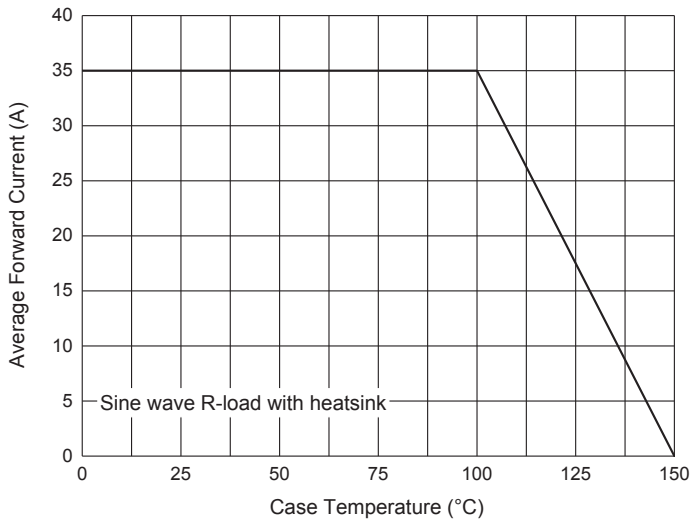


Fig. 2 - Maximum Non-Repetitive Peak Forward Surge Current

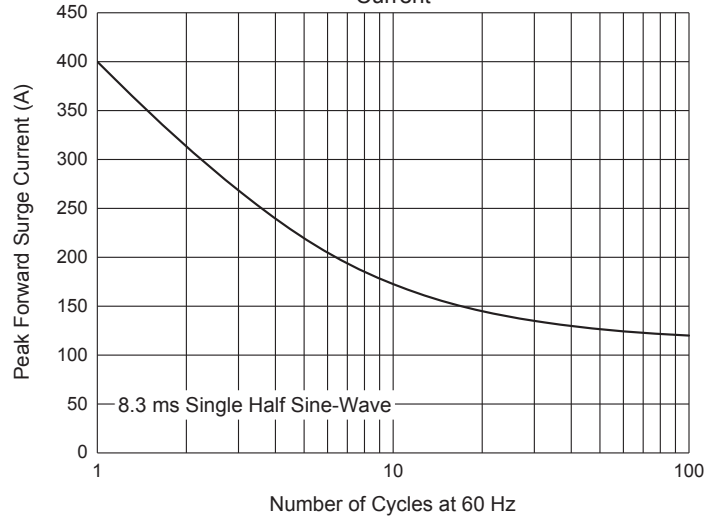


Fig. 3 - Typical Instantaneous Forward Characteristics

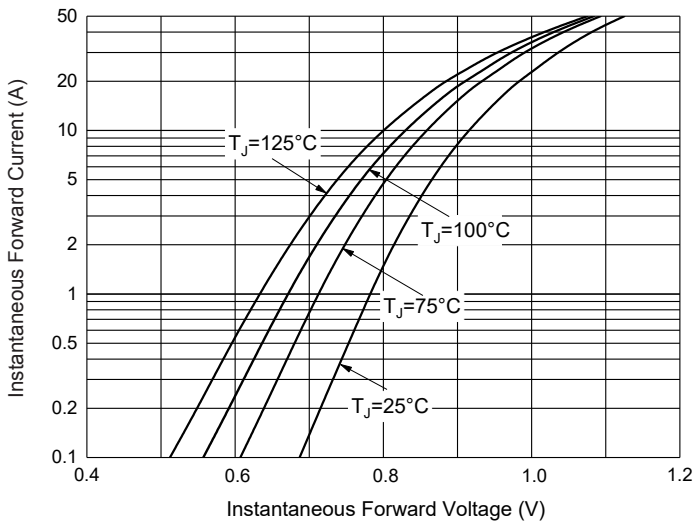
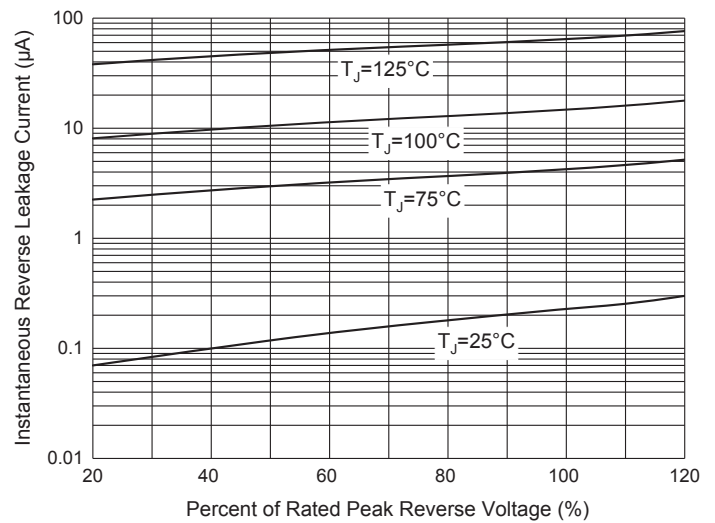


Fig. 4 - Typical Reverse Leakage Characteristics



Ordering Information

Device	Packing
Part Number-BP	Bulk:15pcs/Tube,750pcs/Box,1500pcs/Carton

Note : Adding "-HF" Suffix For Halogen Free, eg. Part Number-BP-HF

IMPORTANT NOTICE

Micro Commercial Components Corp. reserves the right to make changes without further notice to any product herein to make corrections, modifications , enhancements , improvements , or other changes . **Micro Commercial Components Corp** . does not assume any liability arising out of the application or use of any product described herein; neither does it convey any license under its patent rights ,nor the rights of others . The user of products in such applications shall assume all risks of such use and will agree to hold **Micro Commercial Components Corp** . and all the companies whose products are represented on our website, harmless against all damages. **Micro Commercial Components Corp.** products are sold subject to the general terms and conditions of commercial sale, as published at <https://www.mccsemi.com/Home/TermsAndConditions>.

LIFE SUPPORT

MCC's products are not authorized for use as critical components in life support devices or systems without the express written approval of Micro Commercial Components Corporation.

CUSTOMER AWARENESS

Counterfeiting of semiconductor parts is a growing problem in the industry. Micro Commercial Components (MCC) is taking strong measures to protect ourselves and our customers from the proliferation of counterfeit parts. MCC strongly encourages customers to purchase MCC parts either directly from MCC or from Authorized MCC Distributors who are listed by country on our web page cited below. Products customers buy either from MCC directly or from Authorized MCC Distributors are genuine parts, have full traceability, meet MCC's quality standards for handling and storage. **MCC will not provide any warranty coverage or other assistance for parts bought from Unauthorized Sources.** MCC is committed to combat this global problem and encourage our customers to do their part in stopping this practice by buying direct or from authorized distributors.