

Features

- Standard Vz Tolerance is $\pm 2\%$
- AEC-Q101 Qualified
- Halogen Free. "Green" Device (Note 1)
- Moisture Sensitivity Level 1
- Epoxy Meets UL 94 V-0 Flammability Rating
- Lead Free Finish/RoHS Compliant ("P" Suffix Designates RoHS Compliant. See Ordering Information)

Maximum Ratings

- Operating Junction Temperature Range: -55°C to $+150^{\circ}\text{C}$
- Storage Temperature Range: -55°C to $+150^{\circ}\text{C}$
- Thermal Resistance : 625°C/W Junction to Ambient

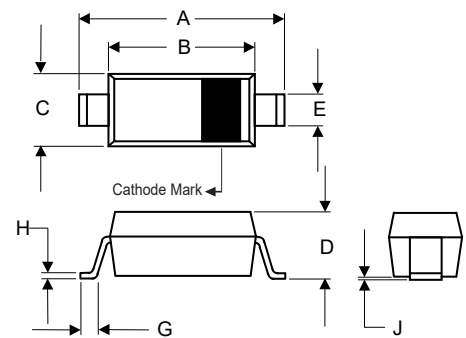
Parameter	Symbol	Rating	Conditions
Power Dissipation	P_D	200mW	Note 2
Maximum Forward Voltage	V_F	0.9V	$I_F=10\text{mA}$

Note: 1. Halogen free "Green" products are defined as those which contain <900ppm bromine, <900ppm chlorine (<1500ppm total Br + Cl) and <1000ppm antimony compounds.

2. Mounted on 5.0mm^2 (0.013mm thick) land areas.

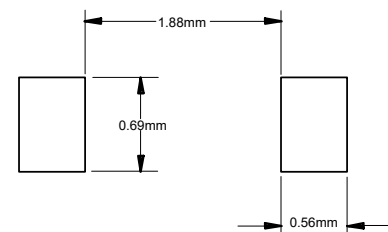
200 mW Zener Diode 3.6 to 47 Volts

SOD-323



DIM	INCHES		MM		NOTE
	MIN	MAX	MIN	MAX	
A	0.090	0.107	2.30	2.70	
B	0.063	0.071	1.60	1.80	
C	0.045	0.053	1.15	1.35	
D	0.031	0.045	0.80	1.15	
E	0.010	0.016	0.25	0.40	
G	0.004	0.018	0.10	0.45	
H	0.004	0.010	0.10	0.25	
J	-----	0.006	-----	0.15	

SUGGESTED SOLDER PAD LAYOUT



Electrical Characteristics @ 25°C Unless Otherwise Specified

MCC Part Number	Nominal Zener Voltage			Maximum Zener Impedance		Maximum Zener Impedance		Maximum Reverse Current $I_R(\text{Max}) @ V_R$		Marking Code
	$V_Z @ I_{ZT}$			$Z_{ZT} @ I_{ZT}$	I_{ZT}	$Z_{ZK} @ I_{ZK}$	I_{ZK}	I_R	V_R	
	Min.(V)	Nom(V)	Max.(V)	Ω	mA	Ω	mA	μA	V	
BZT52B3V6JSHE3	3.53	3.6	3.67	84	5.0	564	1.00	4.5	1.0	4Z
BZT52B3V9JSHE3	3.82	3.9	3.98	84	5.0	564	1.00	2.7	1.0	5Z
BZT52B4V3JSHE3	4.21	4.3	4.39	84	5.0	564	1.00	2.7	1.0	6Z
BZT52B4V7JSHE3	4.61	4.7	4.79	75	5.0	564	1.00	2.7	2.0	7Z
BZT52B5V1JSHE3	5.00	5.1	5.20	60	5.0	480	1.00	2.0	2.0	2W8
BZT52B5V6JSHE3	5.49	5.6	5.71	40	5.0	400	1.00	1.0	2.0	2W9
BZT52B6V2JSHE3	6.08	6.2	6.32	10	5.0	150	1.00	3.0	4.0	2WA
BZT52B6V8JSHE3	6.66	6.8	6.94	15	5.0	141	1.00	2.0	4.0	2WB
BZT52B7V5JSHE3	7.35	7.5	7.65	15	5.0	80	1.00	1.0	5.0	2WC
BZT52B8V2JSHE3	8.04	8.2	8.36	15	5.0	80	1.00	0.7	5.0	2WD
BZT52B9V1JSHE3	8.92	9.1	9.28	15	5.0	100	1.00	0.5	6.0	2WE
BZT52B10JSHE3	9.80	10	10.20	20	5.0	150	1.00	0.2	7.0	2WF
BZT52B11JSHE3	10.78	11	11.22	20	5.0	150	1.00	0.1	8.0	2WG
BZT52B12JSHE3	11.76	12	12.24	25	5.0	150	1.00	0.1	8.0	2WH
BZT52B13JSHE3	12.74	13	13.26	30	5.0	170	1.00	0.1	8.0	2WI
BZT52B15JSHE3	14.70	15	15.30	30	5.0	200	1.00	0.1	10.5	2WJ
BZT52B16JSHE3	15.68	16	16.32	40	5.0	200	1.00	0.1	11.2	2WK
BZT52B18JSHE3	17.64	18	18.36	45	5.0	225	1.00	0.1	12.6	2WL
BZT52B20JSHE3	19.60	20	20.40	55	5.0	225	1.00	0.1	14.0	2WM
BZT52B22JSHE3	21.56	22	22.44	51	5.0	235	1.00	0.045	15.4	PZ
BZT52B24JSHE3	23.52	24	24.48	65	5.0	235	1.00	0.045	16.8	RZ
BZT52B27JSHE3	26.46	27	27.54	75	5.0	282	0.50	0.045	18.9	SZ
BZT52B30JSHE3	29.40	30	30.60	75	5.0	282	0.50	0.045	21.0	TZ
BZT52B33JSHE3	32.34	33	33.66	75	5.0	306	0.50	0.045	23.0	UZ
BZT52B36JSHE3	35.28	36	36.72	84	5.0	329	0.50	0.045	25.2	VZ
BZT52B39JSHE3	38.22	39	39.78	122	5.0	329	0.50	0.045	27.3	WZ
BZT52B43JSHE3	42.14	43	43.86	141	5.0	353	0.50	0.045	30.1	XZ
BZT52B47JSHE3	46.06	47	47.94	160	5.0	353	0.50	0.045	33.0	YZ

Curve Characteristics

Fig. 1 - Power Derating Curve

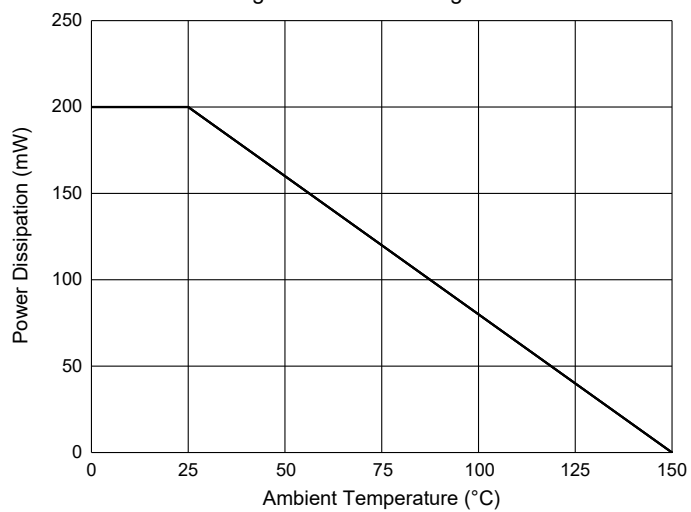
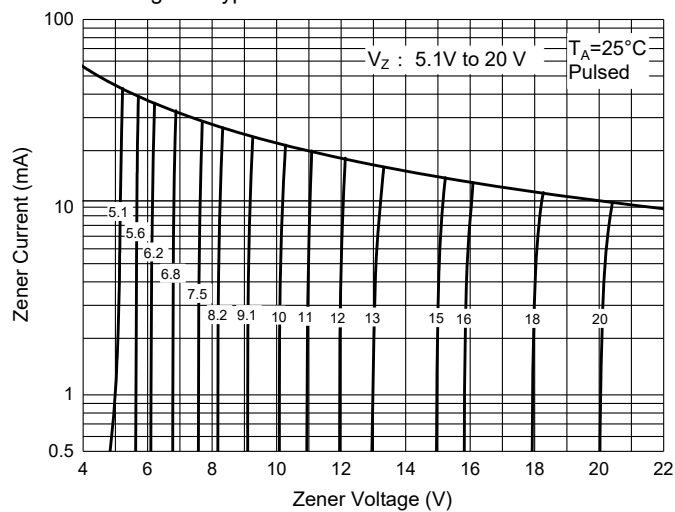


Fig. 2 - Typical Zener Breakdown Characteristics



Ordering Information

Device	Packing
Part Number-TP	Tape&Reel:3Kpcs/Reel
Part Number-13P	Tape&Reel:10Kpcs/Reel

IMPORTANT NOTICE

Micro Commercial Components Corp. reserves the right to make changes without further notice to any product herein to make corrections, modifications , enhancements , improvements , or other changes . **Micro Commercial Components Corp** . does not assume any liability arising out of the application or use of any product described herein; neither does it convey any license under its patent rights ,nor the rights of others . The user of products in such applications shall assume all risks of such use and will agree to hold **Micro Commercial Components Corp** . and all the companies whose products are represented on our website, harmless against all damages. **Micro Commercial Components Corp.** products are sold subject to the general terms and conditions of commercial sale, as published at <https://www.mccsemi.com/Home/TermsAndConditions>.

LIFE SUPPORT

MCC's products are not authorized for use as critical components in life support devices or systems without the express written approval of Micro Commercial Components Corporation.

CUSTOMER AWARENESS

Counterfeiting of semiconductor parts is a growing problem in the industry. Micro Commercial Components (MCC) is taking strong measures to protect ourselves and our customers from the proliferation of counterfeit parts. MCC strongly encourages customers to purchase MCC parts either directly from MCC or from Authorized MCC Distributors who are listed by country on our web page cited below. Products customers buy either from MCC directly or from Authorized MCC Distributors are genuine parts, have full traceability, meet MCC's quality standards for handling and storage. **MCC will not provide any warranty coverage or other assistance for parts bought from Unauthorized Sources.** MCC is committed to combat this global problem and encourage our customers to do their part in stopping this practice by buying direct or from authorized distributors.