

## Features

- Halogen Free. "Green" Device (Note 1)
- Fully Automotive Qualified to AEC-Q101
- Low Forward Voltage Characteristics
- Epoxy Meets UL 94 V-0 Flammability Rating
- Moisture Sensitivity Level 1
- Lead Free Finish/RoHS Compliant ("P" Suffix Designates RoHS Compliant. See Ordering Information)

## Maximum Ratings

- Operating Junction Temperature Range: -55°C to +150°C
- Storage Temperature Range: -55°C to +150°C
- Thermal Resistance(Note 2) : 500°C /W Junction to Ambient(Note 2)

MCC Part Number	Repetitive Peak Reverse Voltage VRRM	RMS Reverse Voltage VR(RMS)	DC Blocking Voltage VR
BAS70WTHQ	70V	50V	70V
BAS70WT-04HQ	70V	50V	70V
BAS70WT-05HQ	70V	50V	70V
BAS70WT-06HQ	70V	50V	70V

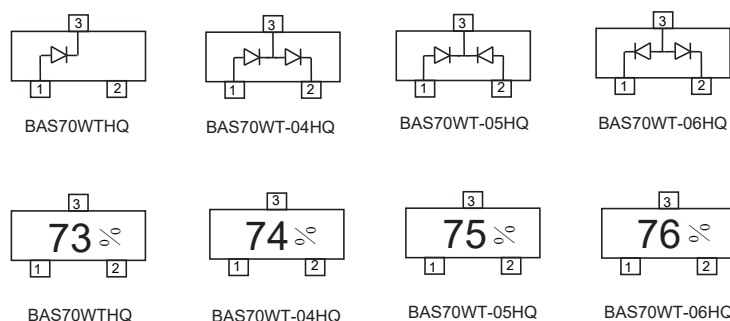
## Electrical Characteristics @ 25°C Unless Otherwise Specified

Average Forward Current	$I_{F(AV)}$	70mA	$T_A = 25^\circ\text{C}$
Peak Forward Surge Current	$I_{FSM}$	3A	$t_p = 8.3\text{ms}$ , $T_A = 25^\circ\text{C}$
Power Dissipation	$P_d$	250mW	$T_A = 25^\circ\text{C}$

Note: 1. Halogen free "Green" products are defined as those which contain <900ppm bromine, <900ppm chlorine (<1500ppm total Br + Cl) and <1000ppm antimony compounds.

2. Part mounted on FR-4 board with recommended pad layout.

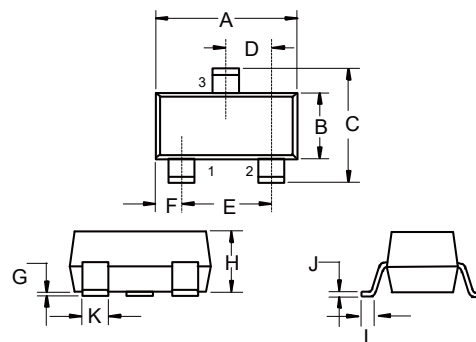
## Internal Structure and Marking Code



Note: 3. ∞ =placeholder for date code

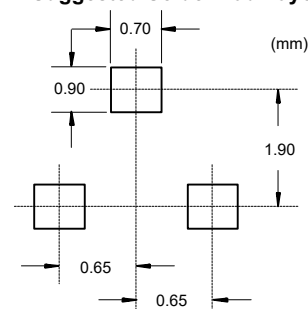
# 250mW,70V Schottky Barrier Diode

## SOT-323



DIM	INCHES		MM		NOTE
	MIN	MAX	MIN	MAX	
A	0.071	0.087	1.80	2.20	
B	0.045	0.053	1.15	1.35	
C	0.083	0.096	2.10	2.45	
D	0.026		0.65		TYP.
E	0.047	0.055	1.20	1.40	
F	0.012	0.016	0.30	0.40	
G	0.000	0.004	0.00	0.10	
H	0.035	0.044	0.90	1.10	
J	0.002	0.010	0.05	0.25	
K	0.006	0.016	0.15	0.40	
L	0.010	0.018	0.26	0.46	

## Suggested Solder Pad Layout



**Electrical Characteristics @ 25°C (Unless Otherwise Specified)**

Parameter	Symbol	Conditions	Min.	Typ.	Max.	Units
Reverse Breakdown Voltage	$V_{BR}$	$I_R=10\mu A$	70			V
Forward Voltage	$V_F$	$I_F=1mA$			0.41	V
		$I_F=15mA$			1	V
Reverse Current	$I_R$	$V_R=50V$			200	nA
Junction Capacitance	$C_J$	$V_R = 0V, f = 1MHz$			5	pF
Reverse Recovery Time	$t_{rr}$	$I_F=I_R=10mA,$ $I_{rr}=0.1 \times I_R, R_L=100\Omega$			5	ns

## Curve Characteristics

Fig. 1 - Typical Instantaneous Forward Characteristics

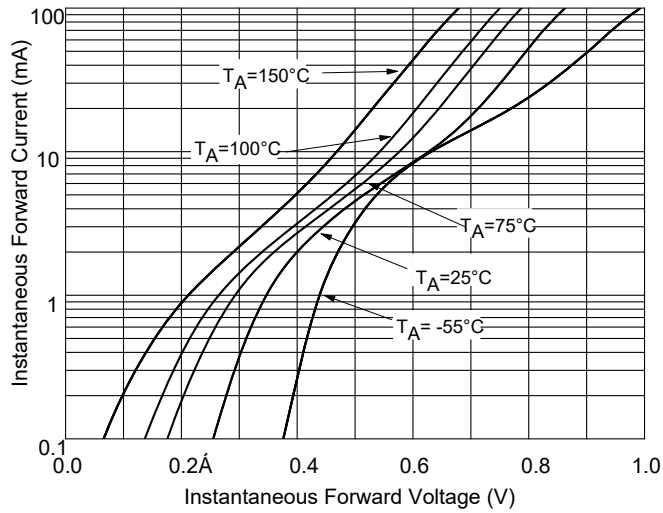


Fig. 2 - Typical Reverse Leakage Characteristics

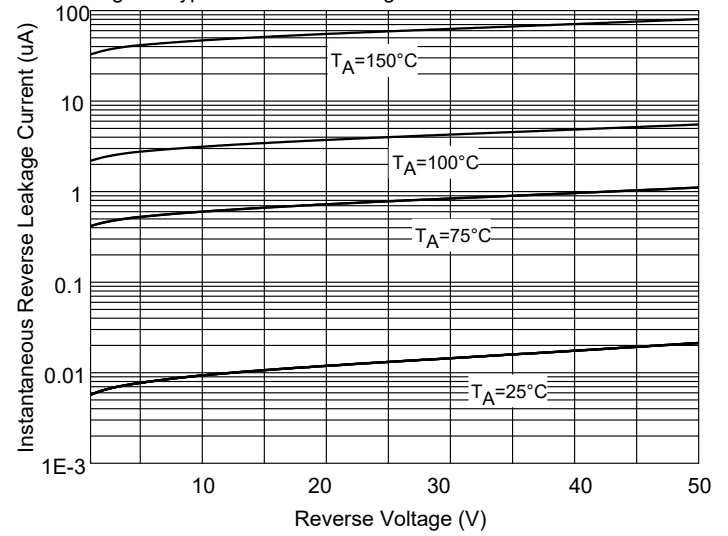


Fig. 3 - Capacitance Characteristics

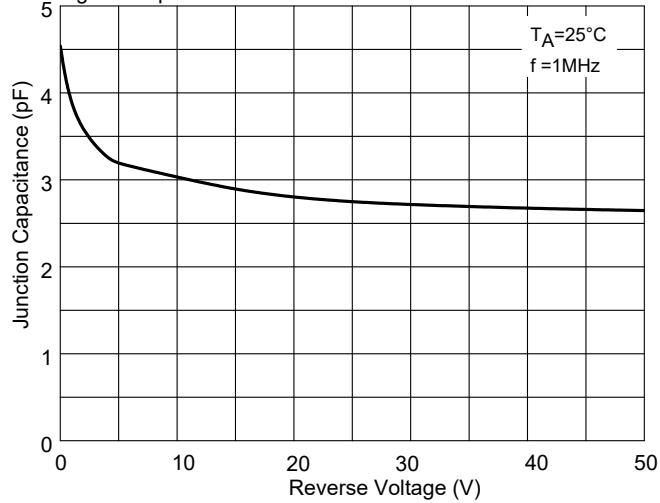
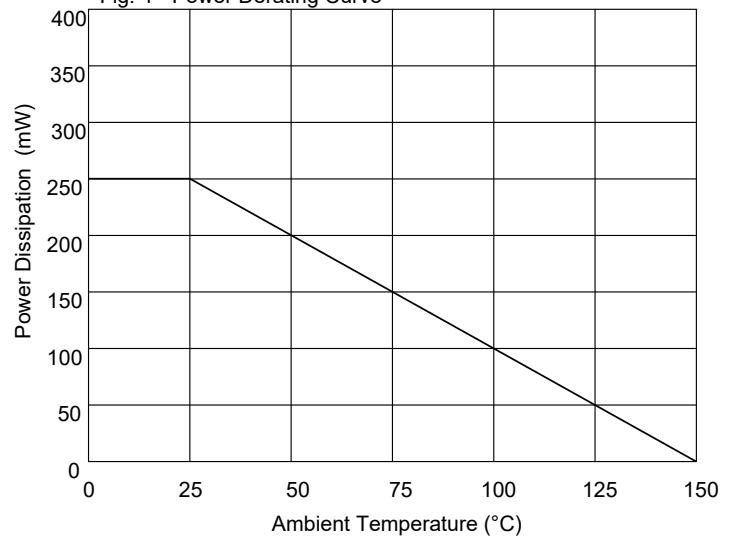


Fig. 4 - Power Derating Curve



## Ordering Information

Device	Packing
Part Number-TP	Tape&Reel: 3Kpcs/Reel

For packaging details, go to our website at <https://www.mccsemi.com/pdf/productpackaging/SOT-323%20Package.pdf>

### \*\*\*IMPORTANT NOTICE\*\*\*

**Micro Commercial Components Corp.** reserves the right to make changes without further notice to any product herein to make corrections, modifications , enhancements , improvements , or other changes . **Micro Commercial Components Corp.** does not assume any liability arising out of the application or use of any product described herein; neither does it convey any license under its patent rights ,nor the rights of others . The user of products in such applications shall assume all risks of such use and will agree to hold **Micro Commercial Components Corp.** and all the companies whose products are represented on our website, harmless against all damages. **Micro Commercial Components Corp.** products are sold subject to the general terms and conditions of commercial sale, as published at <https://www.mccsemi.com/Home/TermsAndConditions>.

### \*\*\*LIFE SUPPORT\*\*\*

MCC's products are not authorized for use as critical components in life support devices or systems without the express written approval of Micro Commercial Components Corporation.

### \*\*\*CUSTOMER AWARENESS\*\*\*

Counterfeiting of semiconductor parts is a growing problem in the industry. Micro Commercial Components (MCC) is taking strong measures to protect ourselves and our customers from the proliferation of counterfeit parts. MCC strongly encourages customers to purchase MCC parts either directly from MCC or from Authorized MCC Distributors who are listed by country on our web page cited below. Products customers buy either from MCC directly or from Authorized MCC Distributors are genuine parts, have full traceability, meet MCC's quality standards for handling and storage. **MCC will not provide any warranty coverage or other assistance for parts bought from Unauthorized Sources.** MCC is committed to combat this global problem and encourage our customers to do their part in stopping this practice by buying direct or from authorized distributors.