

2N4123 2N4124

Features

- Halogen free available upon request by adding suffix "-HF"
- Lead Free Finish/RoHS Compliant ("P" Suffix designates RoHS Compliant. See ordering information)
- Through Hole TO-92 Package
- Capable of 625mWatts of Power Dissipation
- Epoxy meets UL 94 V-0 flammability rating
- Moisture Sensitivity Level 1

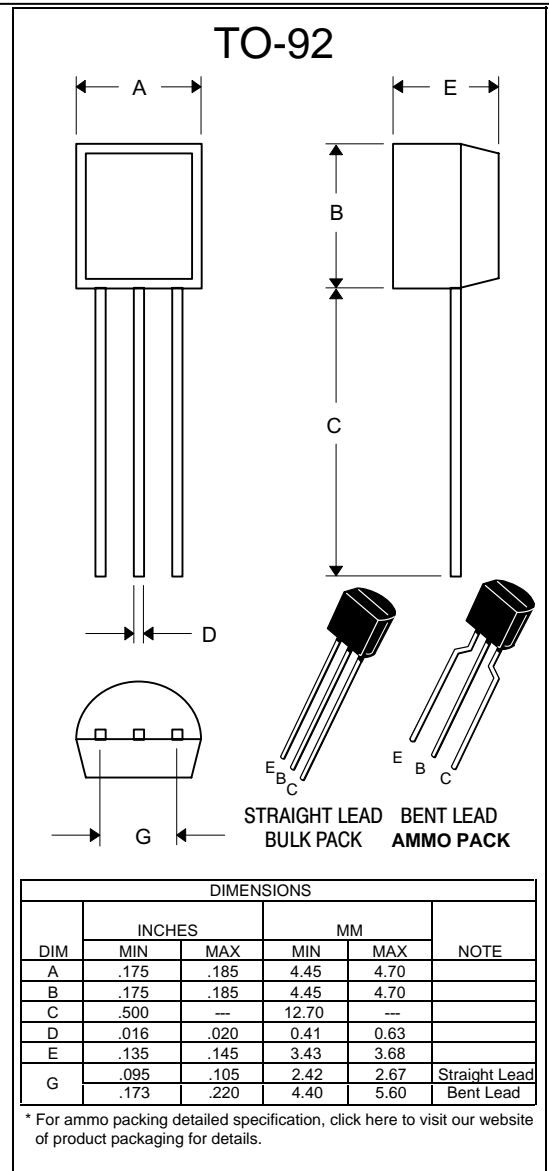
Mechanical Data

- Case: TO-92, Molded Plastic
- Marking: Part Number

Maximum Ratings @ 25°C Unless Otherwise Specified

Charateristic	Symbol	Value	Unit
Collector-Emitter Voltage 2N4123 2N4124	V_{CE0}	30 25	V
Collector-Base Voltage 2N4123 2N4124	V_{CBO}	40 30	V
Emitter-Base Voltage 2N4123 2N4124	V_{EBO}	5	V
Collector Current(DC)	I_C	200	mA
Power Dissipation@ $T_A=25^\circ\text{C}$	P_d	625 5.0	mW mW/°C
Power Dissipation@ $T_C=25^\circ\text{C}$	P_d	1.5 12	W mW/°C
Thermal Resistance, Junction to Ambient Air	$R_{\theta JA}$	200	°C/W
Thermal Resistance, Junction to Case	$R_{\theta JA}$	83.3	°C/W
Operating & Storage Temperature	T_j, T_{STG}	-55~150	°C

NPN Silicon General Purpose Transistor 625mW



2N4123

2N4124

ELECTRICAL CHARACTERISTICS ($T_A = 25^\circ\text{C}$ unless otherwise noted)

Characteristic	Symbol	Min	Max	Unit
OFF CHARACTERISTICS				
Collector–Emitter Breakdown Voltage ⁽¹⁾ ($I_C = 1.0\text{ mA}$, $I_E = 0$)	$V_{(BR)CEO}$	30 25	— —	Vdc
Collector–Base Breakdown Voltage ($I_C = 10\text{ }\mu\text{A}$, $I_E = 0$)	$V_{(BR)CBO}$	40 30	— —	Vdc
Emitter–Base Breakdown Voltage ($I_E = 10\text{ }\mu\text{A}$, $I_C = 0$)	$V_{(BR)EBO}$	5.0	—	Vdc
Collector Cutoff Current ($V_{CB} = 20\text{ Vdc}$, $I_E = 0$)	I_{CBO}	—	50	nAdc
Emitter Cutoff Current ($V_{EB} = 3.0\text{ Vdc}$, $I_C = 0$)	I_{EBO}	—	50	nAdc

ON CHARACTERISTICS⁽¹⁾

DC Current Gain ($I_C = 2.0\text{ mA}$, $V_{CE} = 1.0\text{ Vdc}$)	h_{FE}	50 120	— —	
($I_C = 50\text{ mA}$, $V_{CE} = 1.0\text{ Vdc}$)		25 60		
Collector–Emitter Saturation Voltage ($I_C = 50\text{ mA}$, $I_B = 5.0\text{ mA}$)	$V_{CE(sat)}$	—	0.3	Vdc
Base–Emitter Saturation Voltage ($I_C = 50\text{ mA}$, $I_B = 5.0\text{ mA}$)	$V_{BE(sat)}$	—	0.95	Vdc

SMALL-SIGNAL CHARACTERISTICS

Current-Gain-Bandwidth Product ($I_C = 10\text{ mA}$, $V_{CE} = 20\text{ Vdc}$, $f = 100\text{ MHz}$)	f_T	250 300	— —	MHz
Input Capacitance ($V_{EB} = 0.5\text{ Vdc}$, $I_C = 0$, $f = 1.0\text{ MHz}$)	C_{ibo}	—	8.0	pF
Collector–Base Capacitance ($V_{CB} = 5.0\text{ Vdc}$, $I_E = 0$, $f = 1.0\text{ MHz}$)	C_{cb}	—	4.0	pF

 1 Pulse Test: Pulse Width = 300 μs , Duty Cycle = 2.0%

2N4123

2N4124

Figure 1. Capacitance

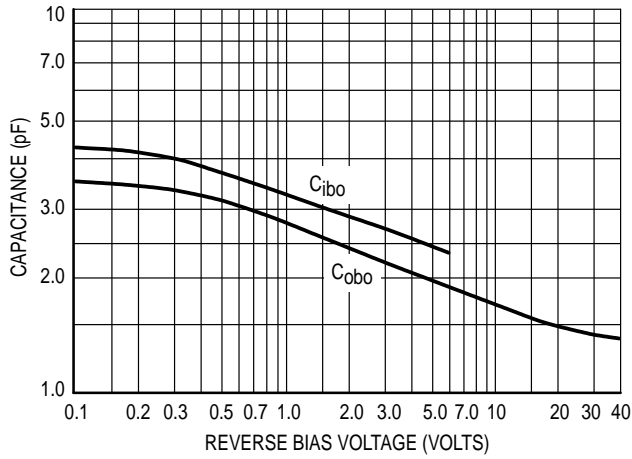


Figure 2. Switching Times

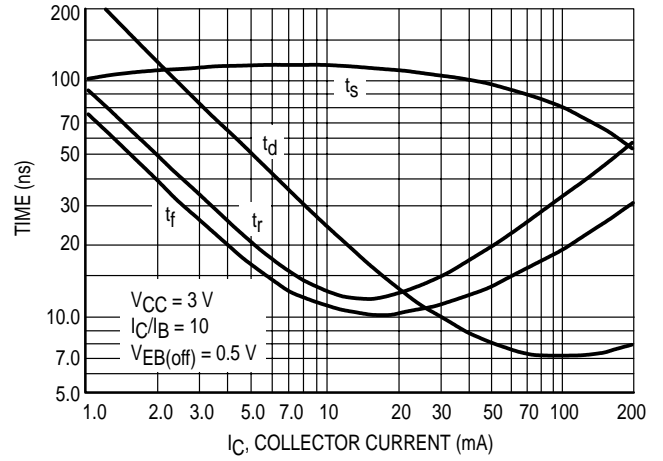


Figure 3. Frequency Variations

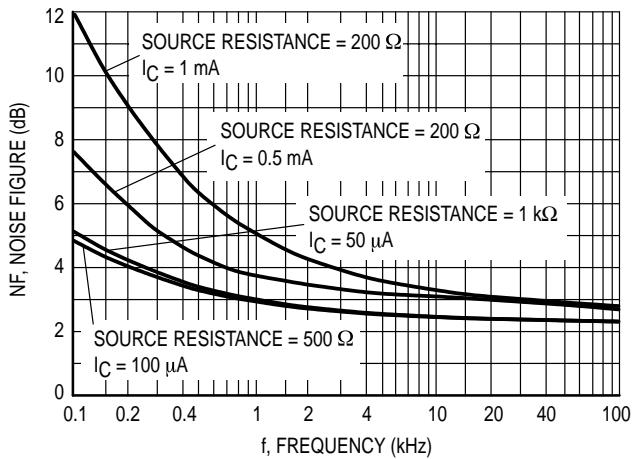


Figure 4. Source Resistance

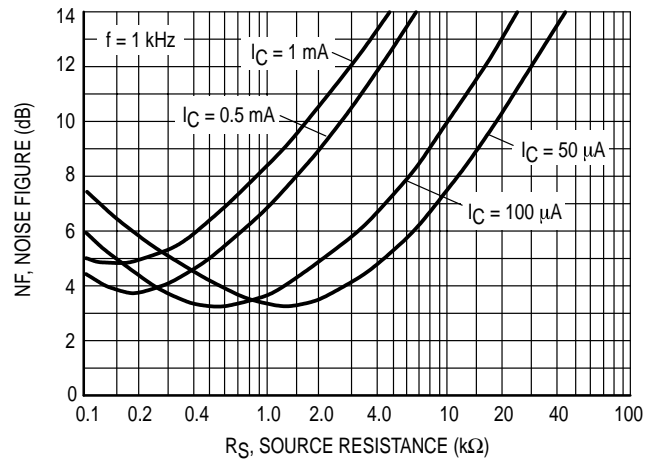


Figure 5. Current Gain

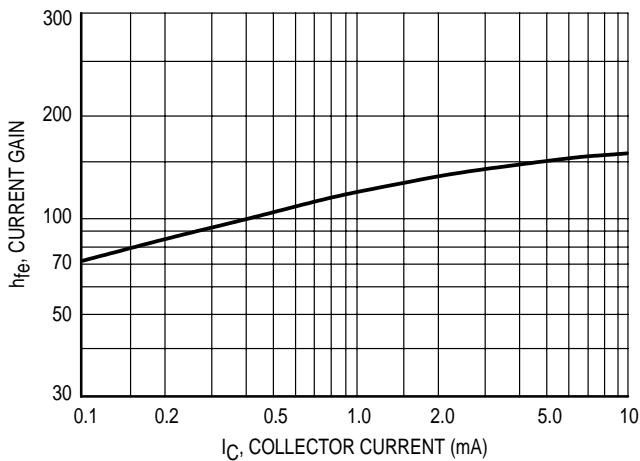
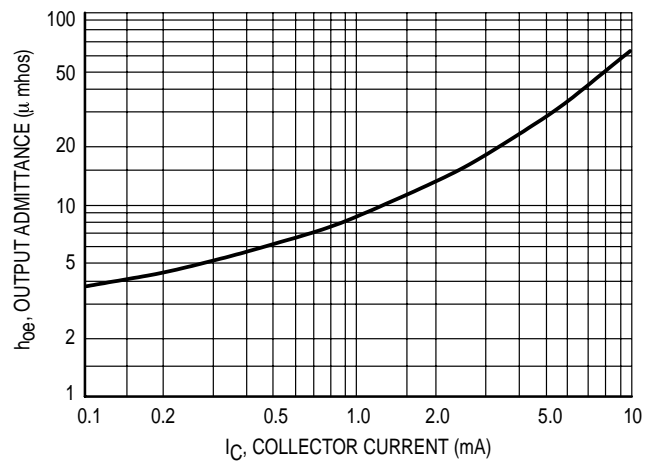


Figure 6. Output Admittance



2N4123
2N4124

Figure 7. Input Impedance

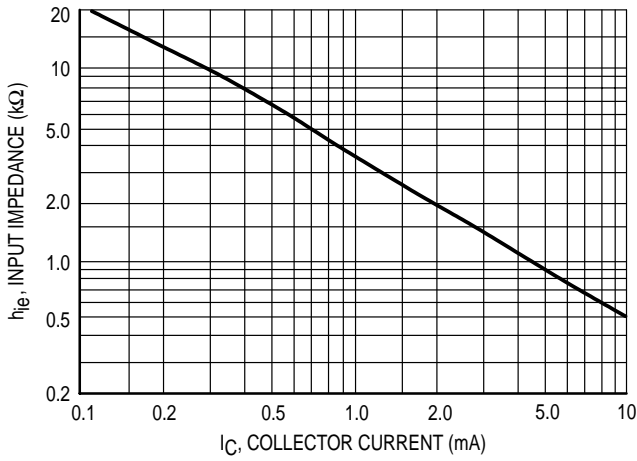


Figure 8. Voltage Feedback Ratio

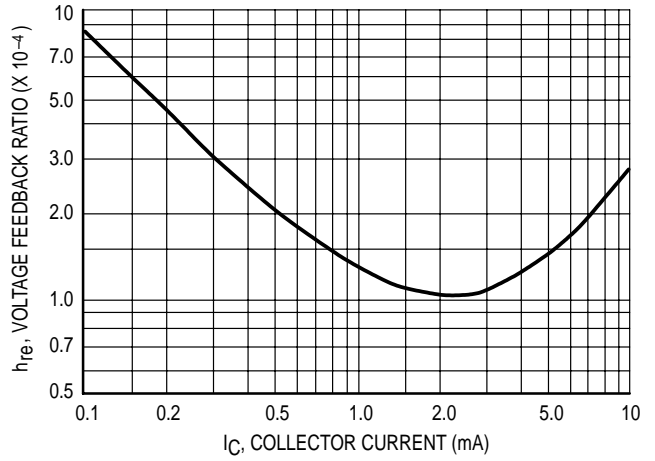


Figure 9. DC Current Gain

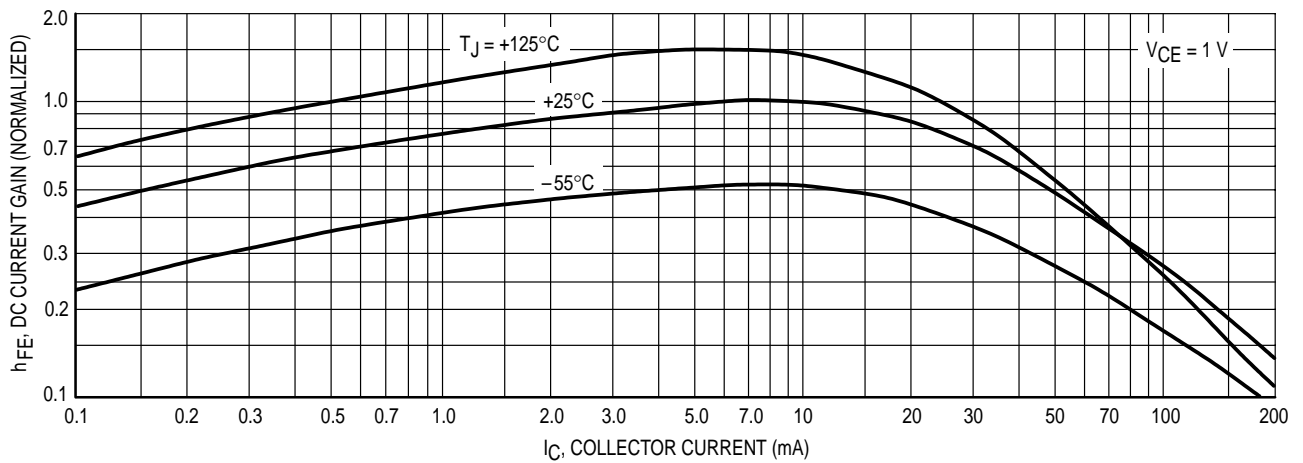
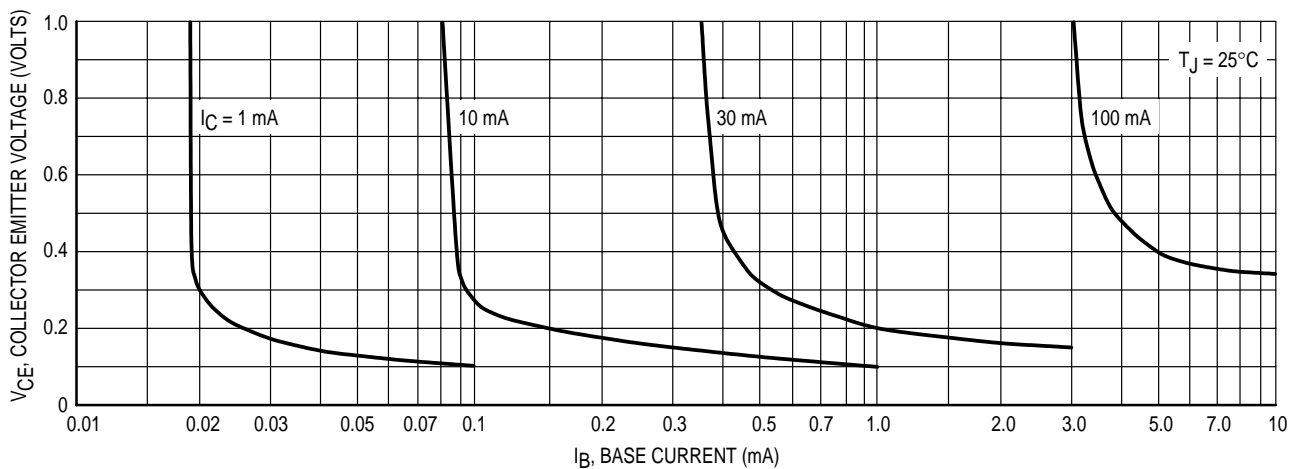


Figure 10. Collector Saturation Region



2N4123
2N4124

Figure 11. "ON" Voltages

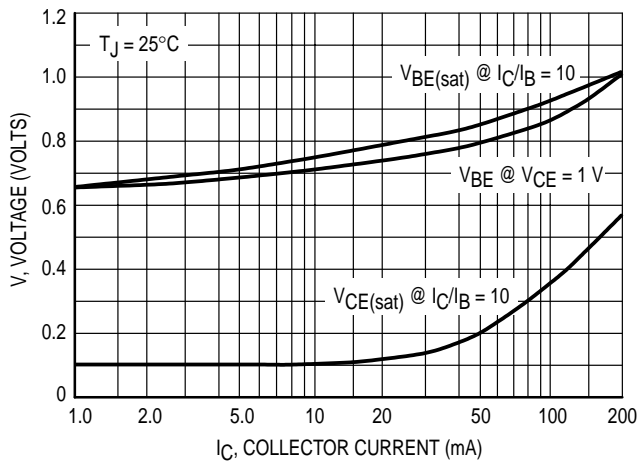
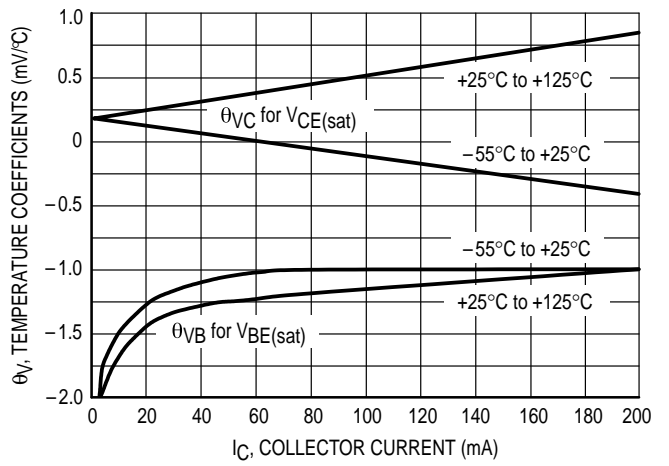


Figure 12. Temperature Coefficients





TM

Micro Commercial Components

Ordering Information :

Device	Packing
Part Number-AP	Ammo Packing: 20Kpcs/Carton
Part Number-BP	Bulk: 100Kpcs/Carton

Note : Adding "-HF" suffix for halogen free, eg. Part Number-AP-HF

IMPORTANT NOTICE

Micro Commercial Components Corp. reserves the right to make changes without further notice to any product herein to make corrections, modifications, enhancements, improvements, or other changes. **Micro Commercial Components Corp.** does not assume any liability arising out of the application or use of any product described herein; neither does it convey any license under its patent rights, nor the rights of others. The user of products in such applications shall assume all risks of such use and will agree to hold **Micro Commercial Components Corp.** and all the companies whose products are represented on our website, harmless against all damages.

LIFE SUPPORT

MCC's products are not authorized for use as critical components in life support devices or systems without the express written approval of Micro Commercial Components Corporation.

CUSTOMER AWARENESS

Counterfeiting of semiconductor parts is a growing problem in the industry. Micro Commercial Components (MCC) is taking strong measures to protect ourselves and our customers from the proliferation of counterfeit parts. MCC strongly encourages customers to purchase MCC parts either directly from MCC or from Authorized MCC Distributors who are listed by country on our web page cited below. Products customers buy either from MCC directly or from Authorized MCC Distributors are genuine parts, have full traceability, meet MCC's quality standards for handling and storage. **MCC will not provide any warranty coverage or other assistance for parts bought from Unauthorized Sources.** MCC is committed to combat this global problem and encourage our customers to do their part in stopping this practice by buying direct or from authorized distributors.

www.mccsemi.com